



СЕРДЦЕ ОТДАЮ ДЕТЯМ

LANDS AND FRIENDS



УЧИМСЯ ЧИТАТЬ
УЧИМСЯ ПИСАТЬ

Серия «Сердце отдаю детям»

Г. И. ГРАНОВСКАЯ

LANDS AND FRIENDS

**УЧИМСЯ ЧИТАТЬ
УЧИМСЯ ПИСАТЬ**

*Издание второе,
переработанное и дополненное*

Ростов-на-Дону
«ФЕНИКС»
2008

УДК 373.161.1:811.111
ББК 81.2Англ-9
КТК 441
Г77

Рецензент

*О. В. Харченко, старший преподаватель кафедры английского языка
факультета иностранной филологии ТНУ*

Грановская Г. И.

Г77 Lands and Friends : учимся читать, учимся писать : учеб. пособие / Г. И. Грановская. — Изд. 2-е, перераб. и доп. — Ростов н/Д. : Феникс, 2008. — 222, [1] с. : ил. — (Сердце отдаю детям).

ISBN 978-5-222-13981-3

Настоящее пособие научит читать и писать на английском языке самых юных читателей.

Для детей и изучающих английский язык в подготовительных группах детского сада или в начальной школе.

В книге использованы рисунки автора, В. Ю. Кищенко, Полины Родригес-Ания и Виктории Грановской.

ISBN 978-5-222-13981-3

УДК 373.161.1:811.111
ББК 81.2Англ-9

© Грановская Г. И., 2008

© Оформление: ООО «Феникс», 2008

Г. И. ГРАНОВСКАЯ

LANDS AND FRIENDS

УЧИМСЯ ЧИТАТЬ УЧИМСЯ ПИСАТЬ

Ответственный

редактор

А. Спивак

Технический

редактор

Г. Логвинова

Корректор

Т. Кузнецова

Дизайн обложки

М. Сафиуллина

Сдано в набор 18.04.2008 г. Подписано в печать 28.05.2008 г.

Формат 60х84¹/₈. Бумага офсетная.

Гарнитура Times.

Тираж 4000. Заказ № 2611.

ООО «ФЕНИКС»

344082, г. Ростов н/Д, пер. Халтуринский, 80

Отпечатано с готовых диапозитивов в ОАО «ИПП «Курск».

305007, г. Курск, ул. Энгельса, 109.

E-mail:kursk-2005@yandex.ru

www.petit.ru

Качество печати соответствует качеству представленных диапозитивов

ПРЕДИСЛОВИЕ

Устный вводный курс позади и ваши дети уже немного знакомы с разговорным английским и даже выучили алфавит? Самое время приступить к новому этапу обучения! Перед вами прекрасное пособие, которое в короткий срок поможет ребятам освоить английское чтение и письмо.

В полном согласии с одним из главных принципов обучения — «от простого к сложному», а также с учетом возрастных особенностей и возможностей детей, учебное пособие «Lands and Friends» постепенно, шаг за шагом, знакомит учеников с основными правилами чтения букв и буквосочетаний в различных типах английского слога, учит распознавать их в словах.

Новая лексика, тексты, стихи и рифмовки, а также упражнения, сопровождаются множеством рисунков, что способствует лучшему запоминанию новых слов и выражений. Их многократное употребление в разнообразных текстах и в упражнениях раздела «учимся писать» дает в дальнейшем не только устойчивые навыки английского чтения и письма, но и способствует формированию разговорных навыков. Большое количество разнообразных текстов, стихов и рифмовок, кроссвордов, чайнвордов и просто занимательных упражнений делают процесс обучения еще более интересным и увлекательным и позволяют преподавателю выбрать нужное упражнение для каждого ученика.

Автор и издательство надеются, что «Lands and Friends» окажется полезным для всех и каждого, кто учится читать и писать используя данное пособие.

THE ABC

(алфавит английского языка)

Aa Aa

Bb Bb

Cc Cc

Dd Dd

Ee Ee

Ff Ff

Gg Gg

Hh Hh

Ii Ii

Jj Jj

Kk Kk

Ll Ll

Mm Mm

Nn Nn

Oo Oo

Pp Pp

Qq Qq

Rr Rr

Ss Ss

Tt Tt

Uu Uu

Vv Vv

Ww Ww

Xx Xx

Yy Yy

Zz Zz

THE ALPHABET

АЛФАВИТ

Aa [eɪ]	Jj [dʒeɪ]	Ss [es]
Bb [bi:]	Kk [keɪ]	Tt [ti:]
Cc [si:]	Ll [el]	Uu [ju:]
Dd [di:]	Mm [em]	Vv [vi:]
Ee [i:]	Nn [en]	Ww [ˈdʌblju:]
Ff [ef]	Oo [əʊ]	Xx [eks]
Gg [dʒi:]	Pp [pi:]	Yy [waɪ]
Hh [eɪtʃ]	Qq [kju:]	Zz [zed]
Ii [aɪ]	Rr [ɑ:(r)]	

PHONETIC SYMBOLS ФОНЕТИЧЕСКИЕ СИМВОЛЫ

Consonants



Согласные

[b] bed	[j] yes	[p] pig	[w] well	[ð] this
[d] dog	[k] cat	[r] rat	[z] zoo	[ŋ] thing
[f] fox	[l] little	[s] stop	[ʃ] she	[tʃ] child
[g] go	[m] milk	[t] ten	[ʒ] garage	[dʒ] jam
[h] hen	[n] no	[v] vase	[θ] thin	


[æ] cat	[si:] see	[u:] moon	[əʊ] no
[ɑ:] cart	[ɒ] dog	[ə] alive	[eə] bear
[e] bed	[ɔ:] floor	[aɪ] fly	[ɪə] near
[ɜ:] girl	[ʌ] cup	[aʊ] now	[ɔɪ] toy
[ɪ] sit	[ʊ] put	[eɪ] day	[pʊə] poor



Aa



Ee




li



Uu

Oo

Match.
Соедини.



Aa

Ee

li


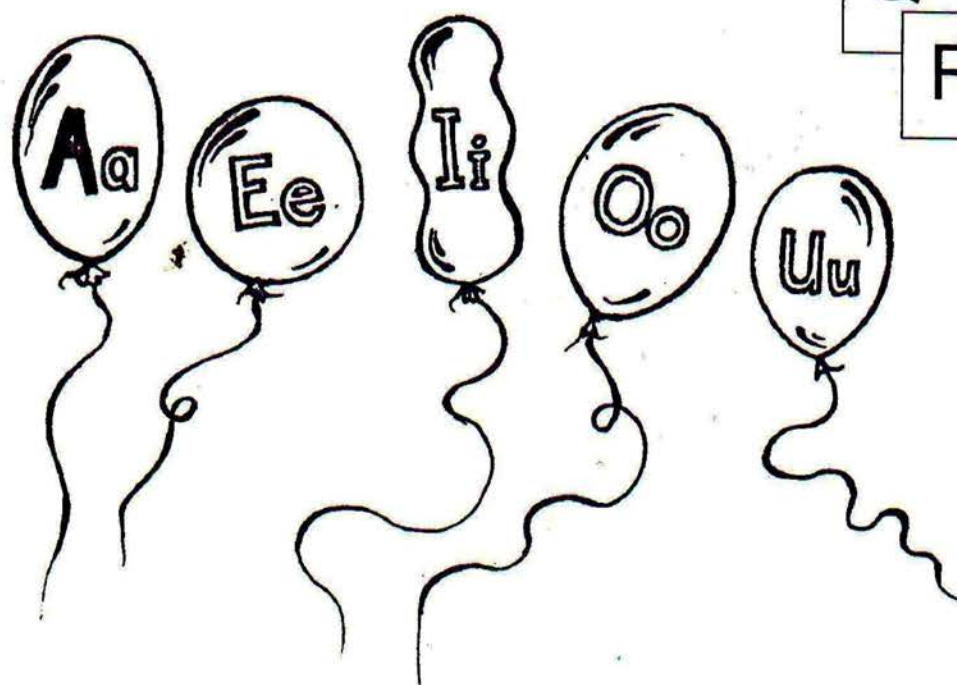
Oo

Uu

Вставь пропущенные буквы.



- 2 Сколько букв в английском алфавите?
- 3 Как звучат гласные в английском алфавите?
Как звучат согласные?
Произнеси их.



- 4 Write in the missing letters.
Вставь пропущенные буквы.

A a, b, C c, D E e, F , g, H., I i, J j,
K , l, M m, N n, , o, P. Q q, R r, S.
T t, U , V , w, X x, Y z

- 5 Match the uppercase and lowercase letters.
Соедини заглавную и прописную буквы.



U p O d E
e k u q f S L
c N l y j T
R b D Z m
Q v C B
w g r z H a G
o K J P F
Y h i s x
V / + W A
M

UNIT 1

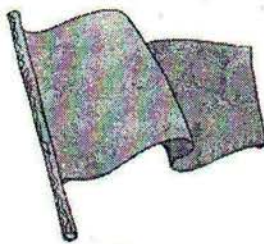
Aa [æ]



ant



apple



flag




lamp



pan



jam



hat



bat



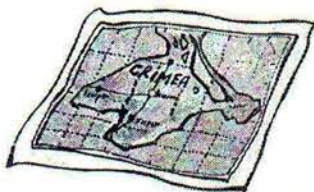
tap



hand



rat



map

fat sad
bad stand

a — an

a pan — an ant

a map — an apple



cat




a fat cat and a bad rat



A man has a cat.
A cat has a hat and a bag.

ck [k]


back rack
black sack
snack pack




a hat-rack



an ant and an apple




a stand and a map



a black sack and
a black rat


Read.
Прочитай.

ant	fat	black	and
back	rack	hand	cap
jam	stand	bad	lamp



snack


Dad, pack a snack!



1 Match the letters.
Соедини буквы.

B	R	P	D	S	d
F	c	n	H	m	M
C	t	h	p	L	s
T	b	e	N	D	y

2 Match the words with the pictures.
Соедини слова и рисунки.



3 Write in the missing letters.
Вставь пропущенные буквы.

j m	amp	ca .	r t
b t	tand	han	fa .
a ple	an na	ta .	a t



4 Write the letters.
Напиши буквы.

Aa Aa Aa Aa Aa Aa Aa Aa Aa Aa

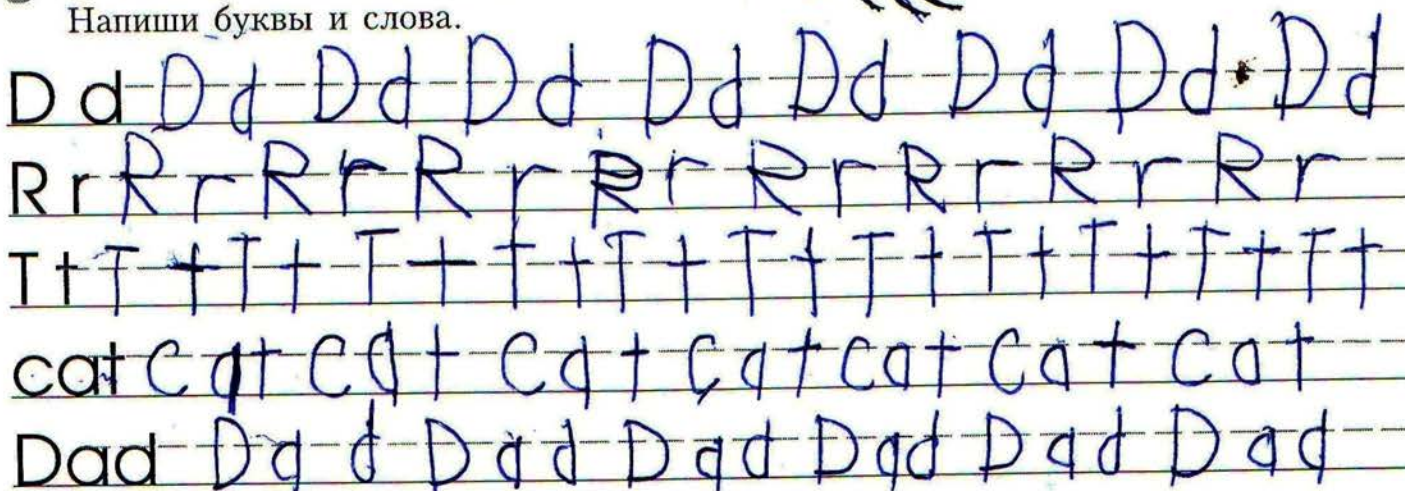
Vb Vb Vb Vb Vb Vb Vb Vb Vb Vb

Cc Cc Cc Cc Cc Cc Cc Cc Cc Cc

- 5 Find the hidden words.
Найди спрятанные слова.



- 6 Write the letters and words.
Напиши буквы и слова.




- 7 Match.
Соедини.

apple	[hænd]
snack	[æpl]
hand	[ræk]
rack	[læmp]
lamp	[snæk]
jam	[bæt]
bat	[dʒæm]

cat	[kæt]
sack	[hæz]
black	[stænd]
has	[kæt]
stand	[sæk]
map	[ænt]
ant	[mæp]

UNIT 2

Aa [eɪ]



cake



plate



ladle




table



Kate



face



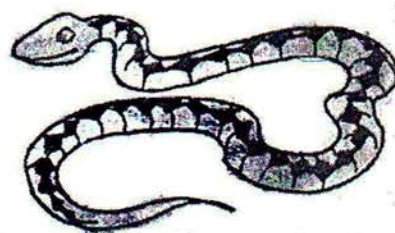
gate




rake



skate



snake



name

take


bake

make

Bake a cake, Mammy!



Make a table, Daddy!



Match.

Соедини слова и рисунки.

a gate

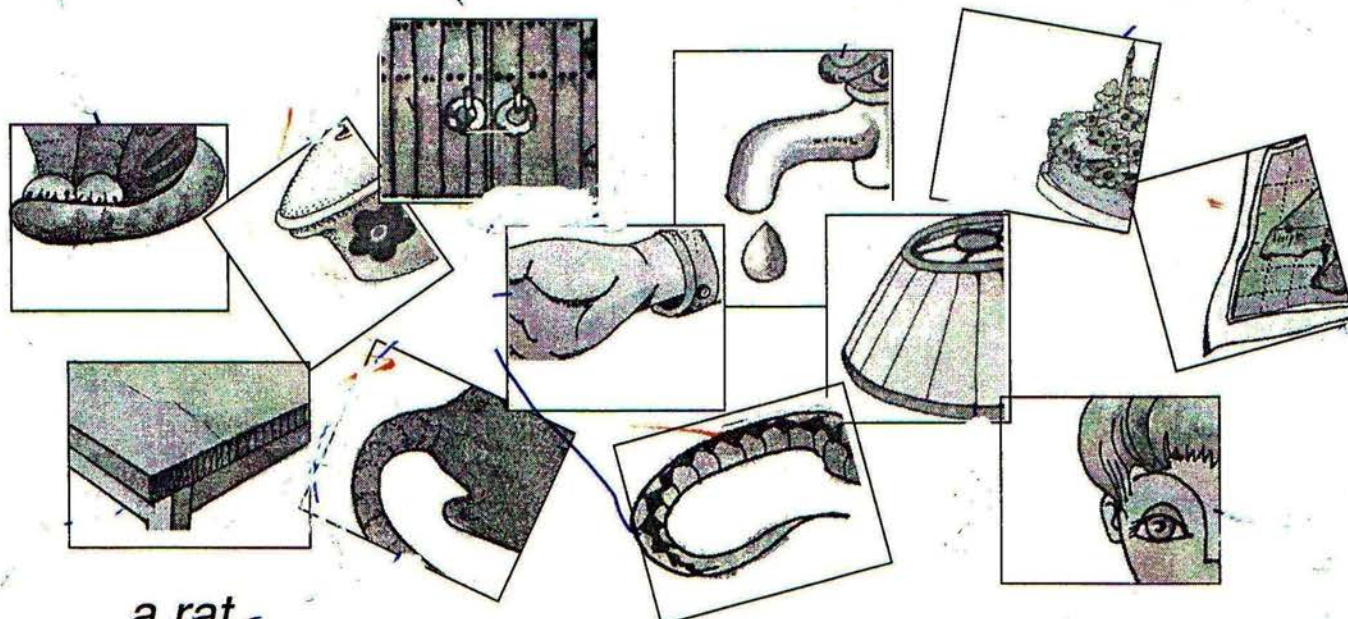
a snake

a pan

a cat

a tap

a face



a rat

a cake

a hand

a map

a lamp

a table

-ar- [ɑ:] -as-, -ass

are

car

cart

scarf

farm

ask

basket


grass

class

glass



a jar



a glass




a scarf

A FARM

a star



a garden



a scarf

an ant

a basket

a map

a cat

a cart

are

a face

a cap

a car


a ladle

à hand

a farm

a cake

an apple



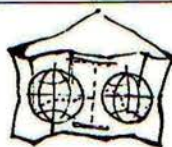
1 Match the letters.
Соедини буквы.

A	у	D	s	K	r
Y	w	C	d	R	k
W	a	B	e	P	n
V	y	S	b	N	p

2 Write the letters and words.
Напиши буквы и слова.

Pp Pp Pp Pp Pp Pp Pp Pp Pp Pp
Hh Hh Hh Hh Hh Hh Hh Hh Hh Hh
Nn Nn ~~Nn~~ Nn Nn Nn Nn Nn Nn Nn
Mm Mm Mm Mm Mm Mm Mm Mm Mm
hand hand hand hand hand hand
man man man man man man man
mat mat mat mat mat mat mat

3 Write the words under the pictures.
Напиши, что нарисовано на картинке.




4 Match.
Соедини.



star



glass



rake

basket



scarf




a cake

skate



ladle



car

lamp



jam

face



apple



5 Put in the missing letters.
Вставь пропущенные буквы.

n . me
fa . e
cak .
bla . k

fla .
s . ake
glas .
h . nd

ca .
. rass
. arm
bac .

ba . ket
t . ble
ap . le
l . mp



- 6 Write.
Напиши.

Ee Ee Ee Ee Ee Ee Ee Ee Ee Ee
Ff Ff Ff Ff Ff Ff Ff Ff Ff Ff
Gg Gg Gg Gg Gg Gg Gg Gg Gg Gg
Ss Ss Ss Ss Ss Ss Ss Ss Ss Ss
grass grass grass grass grass grass
face face face face face face

- 7 Put the words in the right column.
Расставь слова по колонкам.

flag, grass, name, hand, face, cat, cake, car, barn, place,
cap, cart, ant, farm, gate, class, bat, race

(ei)

(æ)

(ɑ:)

Handwriting practice lines for the (ei) column.

Handwriting practice lines for the (æ) column.

Handwriting practice lines for the (ɑ:) column.

UNIT 3


Ii [I]

6

six




pin



kitten



milk



pig



Nick



stick

in
it
is
his

big
pink
drink
little

sit
swim
kick
pick



mitten

It is = it's

It's a rabbit.
It's black.



It's a pink.
It's pink.



It's a mitten.
It's big.



It's a kitten.
It's little.



Rick



Nick

drink – drinks



+ (-s)

Nick and Rick pick apples.

Nick picks apples.

Rick picks apples.

Nick and Rick play



Nick plays

Rick plays



Mat drinks milk.


Mat and Pat drink milk.

Pat drinks milk.



Read.
Прочитай.

NICK



It's a pig.
It's Pit.

It is Nick.

Nick lives in a big

Nick can swim.

Nick can play

Nick has a pig.



Its name is Pit.

Pit is big.



Read.
Прочитай.

A PIG



a barn

It is a pig.
Its name is Fatty.
It is big and fat.
Fatty is pink.
Fatty lives in a little barn.
“Nick, give Fatty his milk!”
Nick brings milk.
Fatty drinks milk.

milk

farm

glass

car

cake

map

snake

ant

face

class

mitten

sit

scarf

table

basket

his

! В английском языке одни и те же слова могут обозначать название предмета и его качество, предмет и действие.

a pink

—

pink

гвоздика

розовый (цвет)

fat

—

fat

жир, сало

толстый

a stick

—

to stick

палка, трость

воткнуть, приклеить

a kick

—

to kick

удар ногой, пинок

ударить ногой, пнуть

- | | | | |
|----------|--------|------|-----------|
| a pig | little | sit | lips |
| a rabbit | pink | KICK | Nick |
| a kitten | big | SWIM | Rick |
| A STICK | six | live | AN ATTICK |

- [illegible]

- | | | | |
|--------|----------|--------|--------|
| rabbit | [lɪtɪ] | stick | [lɪv] |
| milk | [swɪm] | pick | [nɪk] |
| pink | [ˈræbɪt] | Nick | [stɪk] |
| little | [mɪlk] | kitten | [pɪk] |
| swim | [pɪnk] | live | [kɪtn] |

4 Match.
Соедини


6



bat

mitten

hat



ant



cap




rabbit




grass

kitten



six



ladle



pink



face



table

vase



jam

5 Write the words in ABC order.
Напиши слова в алфавитном порядке.

ant

- Write in the missing letters.
Вставь пропущенные буквы.

N . ck, dr . nk m . lk! Ben
. s b . g. Give h . m a c . ke.
It . s Bill. Bill has a st . ck.



- Write.
Напиши.


V v

visit

Nick has a vase

- What's his name?
Как зовут кролика?

CROSSWORD

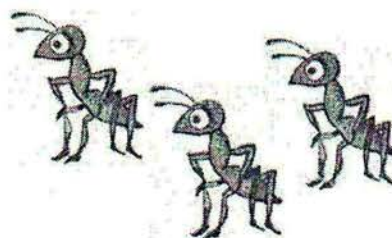


UNIT 4



MANY

ant + s = ants



a (an) = 1 (один)

a lamp

a pin

a basket

a mitten

a cap

- s = много

lamps

pins

baskets

mittens


caps

HOW MANY ANIMALS?

Count the animals and write in the numbers.

Посчитай животных и напиши, сколько их.

... big cats

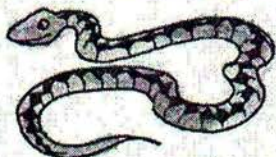


1 3 5 7 9
2 4 6 8 10

... pink pigs






... snakes

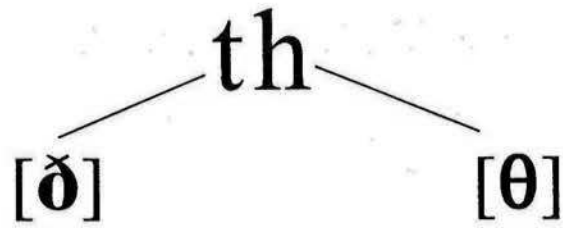


... little rats



... fat rabbits






the
Father


this
that

thin
thing
think

thick
thank
Math



This cat is big and fat.
That cat is little and thin.

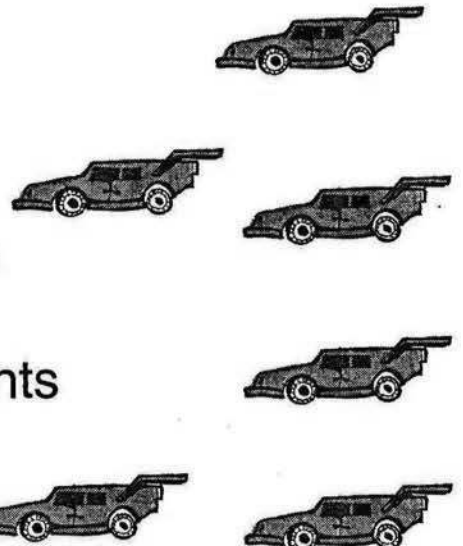


This is thick.

1 and 6


a car
a banana
an apple
an ant

– six cars
– six big bananas
– six pink apples
– six little black ants




**is
are**

AT THE FARM




It is a farm. This is grass. That is a gate. The pigs are big. This is a vase. The vase is big. The pinks are in the vase. The pinks are pink. This is a plate. The apples are on the plate. The apples are big.

PIZZA



Dad brings pizza!
Mat is glad,
Pat is glad,
The cats
are glad:
Thanks for pizza,
Dear Dad!



- 1 Write these words in the plural:
Поставь слова во множественном числе:

ant – ants basket –
face – stick –
apple – star –
plate – garden –

- 2 Write the words and a sentence.
Напиши слова и предложение.


this
that
the
This is thick grass.

- 3 Put in the words **is** or **are**.
Вставь слова **is** или **are**.

1. This ... a big map.
2. The cakes ... on the table.
3. That rat ... black and fat.
4. That tap ... bad.
5. The apples ... in the vase.



- 4 Write in **this** and **that**.
Вставь слова **this** или **that**:



T... bag is big, t... bag is little.

T... hat is nice, t... hat is bad.



T... bat is black, t... bat is grey.



- 5 Write.
Напиши.

Father

thanks

Math

- 6 Put the words in the right column.
Расставь слова по колонкам:

thick is place Math basket ski that tables
father has the thanks star think vase this

[ð]


[θ]

[s]

[z]

● Write the words.

Напиши слово рядом с цифрой.



2 hands

6 l...

10 p...

3 p...

7 p...

11 a...

4 s...

8 h...

12 s...

5 c...

9 a...

UNIT 5

Yy

[i]

many
happy
angry
tasty

Billy
Kitty
Vicky
Granny



yes!



[j]

yes
you



[aɪ]

my
fly

sky
try



A little fly, fly into the sky!



Read the sentences.
Прочти предложения.


GARDEN

Vicky, Kitty and Granny are in the garden. The garden is very big. Vicky has many apples. Vicky is happy. Vicky says: "Try this apple Kitty. It is tasty." Kitty takes an apple. And Granny takes an apple. Apples are very tasty.



ANIMALS



I have a rabbit.
My rabbit is fat.
It is black.




Ann has a fish.
It is little. It is pink.



My Granny has a kitten.
The kitten is little and thin.

Nick has a pig.
His pig lives on the farm.
Its name is Pip.
Pip is big and fat. It is pink.
It drinks milk.



Pat



Mat


Pat and Mat has
a little cat.



MANY

*Many happy bats
live in the cave.*

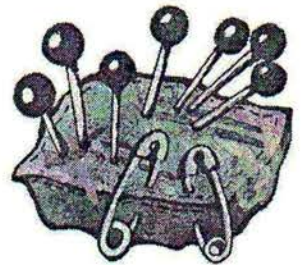
*Many angry snakes
swim in the lake.*



*Many fat cats
drink tasty milk.*




*Many black pins
are in the silk.*




Counting rhyme.
Считалка.

THINGS


*2 fat pigs are
at the gate.*



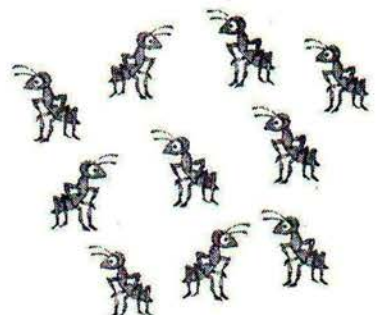
*6 big apples are
on the plate.*



*5 pink pinks are
in the vase.*




*10 black ants
are in the grass.*



- Match.
Соедини.

cry-baby	[traɪ]
angry	[waɪ]
why	[ˈhæpi]
try	[maɪ]
happy	[kraɪˈbeɪbi]
my	[ˈæŋɡri]



- Write in the missing letters.
Вставь в слова пропущенные буквы.

man . l . ttle k . tten angr . bab .
 . es happ . s . x th . s tast . sk .
 . ou

- Write the letters and words.
Напиши буквы и слова.

Yy

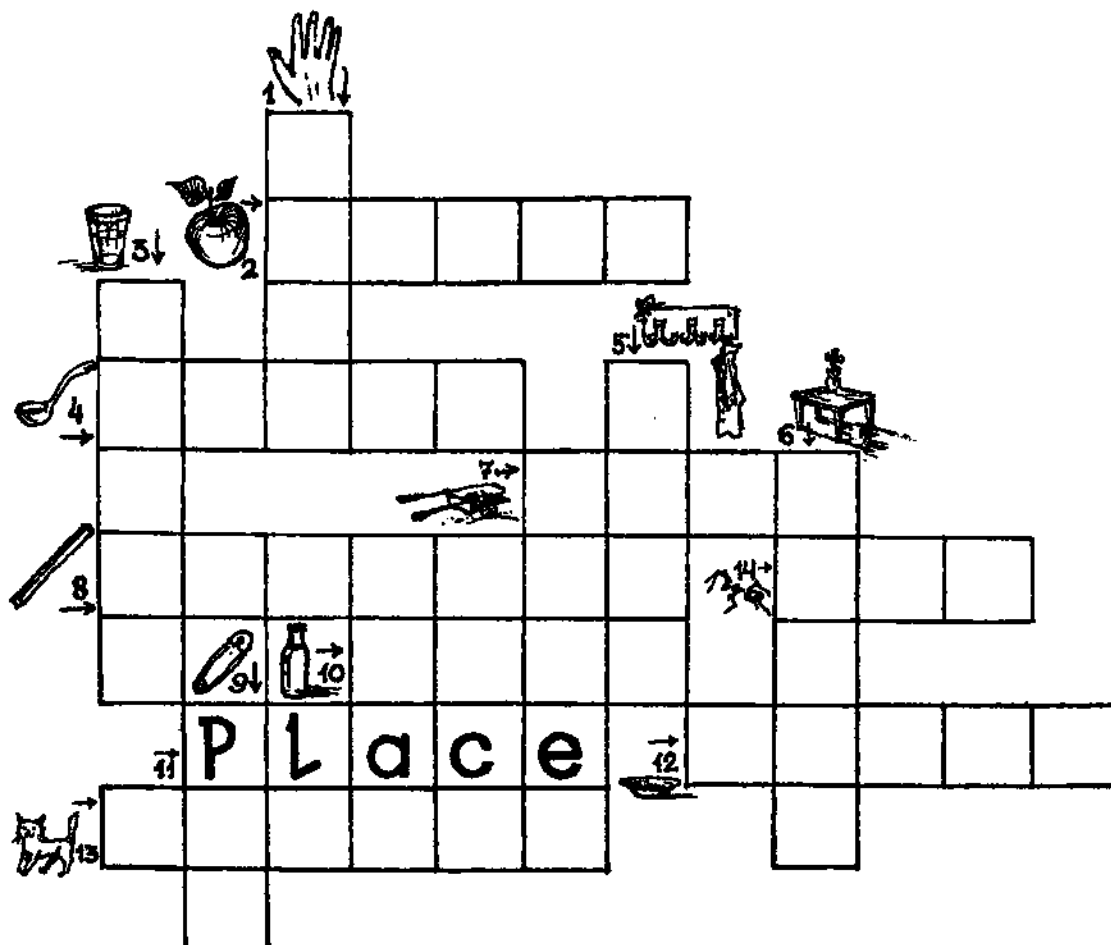
my

Yes

many

happy

CROSSWORD



Write!
Напиши.

Ww

Why

What

What is this?

a or an?
а или an?

a vase

... apple

... cap

... ant

... bat

... pink

... attic

... banana

... insect

- Think and write.
Подумай и допиши.

tasty	cakes	black	...	big	...
happy	...	pink	...	little	...
angry	...	fat	...	thick	...


- Write 10 words with the letter Yy.
Напиши 10 слов с буквой Yy.

- Find the hidden words. Write and read.
Найди спрятанные слова. Напиши и прочитай предложение.



UNIT 6

li [ai]



ice

5


five

9

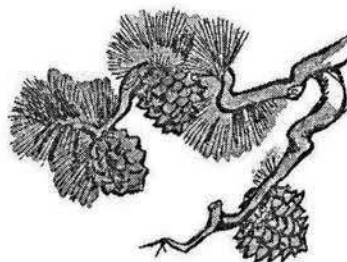
nine




bike



pie



pine



pike


like
hide
ride
bite

time
nice
fine
alive

It's fine.
What is the time?

CARLSON

I like jam.
I like cakes and pies.
Cakes are very tasty!
Pies are very nice!



Read the text. Answer the questions
Прочитай текст. Ответь на вопросы.
(Скажи: yes/no)

A BIKE

This is Bill.
Bill is nine.
Bill has a bike.
It is a big and nice bike!
Bill rides the bike.
It is fine!



- ?

Is this Bill?
- Is Bill five?
- YES


Is this a little bike?
- OR

NO?

Is it big and nice?
- Is it fine to ride the bike?

A PIKE

This is a pike.
This pike is big and angry.
It lives in a lake.
Many pikes live in lakes.



Pikes are little and nice.
This pike is big and angry.
Many pikes hide in the lake.
The pike lives in the sky.
The pike likes to fly.
The pike can bite.

- +

YES
or
NO?

- 1 Underline **Ii** and **Yy**. Read the words.

Подчеркни **Ii** и **Yy**. Прочти слова.

DIVE, fine, SKY, fly, pie, fine, many, my, YES,
ANGRY, try, Why, Willy, cry-baby, Granny, YOU, happy, nine

- 2 Write the words.
Напиши слова.

like

time

fine

my

- 3 Match the words with the pictures correctly.
Соедини правильно слова с рисунками.



nine



pies



ant



vase



kitten



rabbits



six




pig



pink



kite



pin



fly



milk



stick



apples



snake



cake



banana



bag



jam



ski

- 4 Write in the missing words.
Вставь пропущенные слова.

I like ...

Bill has a ...

Many ... live in the lake.

Vicky drinks ...

Jane likes ...



- 5 Put the words in the right column.
Расставь слова по колонкам.



[I]

[aɪ]

[j]

- 6 Write.
Напиши.

J j _____

jackal _____

jam-jar _____


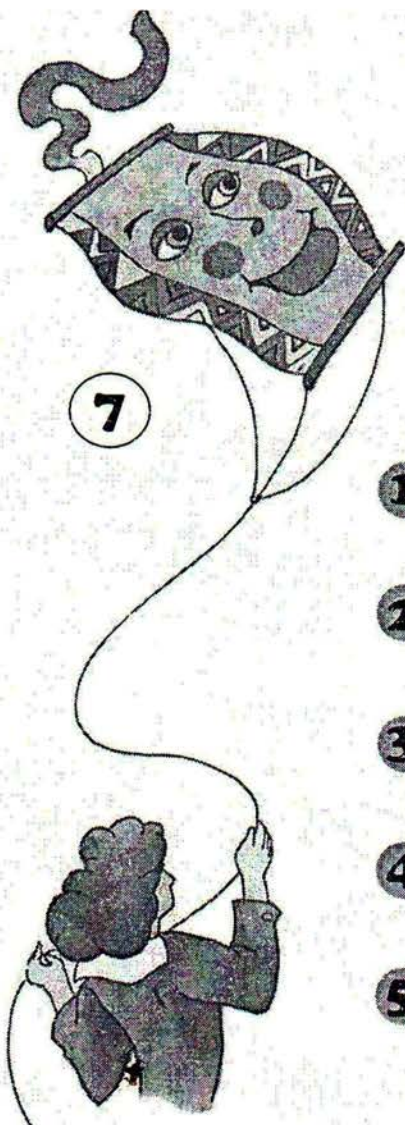
Jack likes jam. _____


UNIT 7

CAN

What can they do?
Что они умеют делать?


Put the right numbers.
Расставь цифры
под рисунками.



- 1 Vicky can swim.
- 2 Billy can ride a bike.
- 3 Nick can kick his .
- 4 Granny can bake tasty cakes and pies.
- 5 Kitty can pick the apples.
- 6 A fly can fly.
- 7 I can fly my kite.



And you?



CAN YOU..?

Can you swim, Bill?

Yes, I **can**.

Can you ride bike?

Yes? I **can**.

Can you bake a pie?

No, I **cannot**.

Mammy **can**.

Can Jane bake a cake?

No, Jane **cannot** bake
cakes and pies.

Jane **cannot** swim and ride a bike.

Jane is five. Jane is little.

Jane likes to play!



can

cannot

cannot = can't



JANE

Can you dive, Jane?

No, I **can't**.

I **can't** swim and dive.

I **can** play with kittens.

I **can** make sand cakes.

I **can** hide. It's fine!



учимся писать

- Write in **can** or **cannot**.
Вставь **can** или **cannot**.

Vicky ... swim, Vicky ... dive.
A fly ... swim, it ... fly.
Jane ... ride a bike, Jane is little.
Bill ... ride a bike, Bill is nine.

- Write.
Напиши.

Oo

no

can

cannot

I can swim.

Cats can't fly.

- Match.
Соедини.


What is this?

This is a kitten.

This is a bike.

This is a rabbit.

This is a pie.



This is a bag.

This is a fly.

This is milk.

This is a pike.

And this is a pig, it's pink, it's big!

- Write the sentences.
Напиши предложения.

What's this?

Who's that?

How many?

Can you dive?

- Answer the questions.
Ответь на вопросы.

1. Can bats fly? Can flies fly?

A fly and a ... can fly.



2. Can pikes swim?

3. Who likes milk?



4. How many apples has Vicky?

5. Who can bake cakes?



6. Can you ride a bike?

UNIT 8

Ee [e]


get best
let pet
help red
tell text



pen



pencil



desk




bell



dress



seven



hen

nest



egg



ten



MY TEDDY-BEAR

My Teddy-Bear is
Very clever.
I like my little Ted.
I take my Teddy
Everywhere,
And Ted is
Very glad!

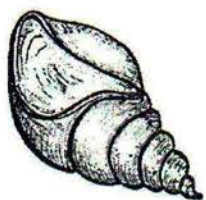


TED AND HIS KITTENS

Ted has a pet. It is a cat. His cat is big and fat. It is red. Its name is Alice. Alice has five little kittens. The kittens are very nice. They like to play. They like to hide. "Find them Ted," says Ann. "It is time for dinner." Ann brings milk for the kittens and Alice. "Can I help him?" Nick asks. "I can find them. I can find the kittens".




Find the kittens.
Найди котят.




shell


sh [ʃ]




shine



ship



fish




Sheila



A big pink shell
is on the shelf.


Sheila likes fish.
Sheila likes shells.




FISH

In the lake
Ten little fish
Swim and swim,
Swish and swish!


ch [tʃ]




children



child




chess




cherry



chicken



kitchen



I like
cherries.

I like fish
and chips.




CHILDREN AND PETS

Children like pets.


Ted says: "My pet is Alice.
It is very nice."

Ann says: "My pet is fish.
I like little fish."

Vicky has a rabbit Bobby.
Bobby is black. Bobby is fat.




- 1 Put the words in the right list.
Расставь слова по колонкам.



- 2 Find the hidden words.
Найди спрятанные слова.

k	i	t	t	e	n
e	g	g	p	i	e
t	b	p	i	g	s
t	e	e	g	a	t
l	l	n	o	s	e
e	l	a	m	p	n



- 3 Write. / Напиши.

Zz

Zebra

Zebras like grass.



4 Match.
Соедини.

chicken	['ketl]	thick	['tʃerl]
ship	['sneik]	kitchen	[fɪʃ]
snake	['tʃɪkɪn]	shelf	[ʃelf]
kettle	[ʃɪp]	fish	[θɪk]
thin	[θɪn]	cherry	[tʃes]
children	['tʃɪldrən]	chess	['kɪtʃn]

5 Write.
Напиши.

ch

sh

A pink shell is on the shelf.

A

Children like fish and chips.

C

6 Match.
Соедини.

1. Charles likes to play
2. Granny has seven
3. Children pick
4. Every day Tom brings
5. Sheila has a big pink

- chickens
- cherries
- chess
- shell
- fish



7 Write in the missing words.

Вставь пропущенные слова: *kitchen cherry chickens chess.*

Vicky has a red ...

Ted can play ...

Little ... are yellow.

My Granny bakes cakes in the ...

8 Write the words in the right list.

Выпиши отдельно слова со звуками [ʃ] и [tʃ].


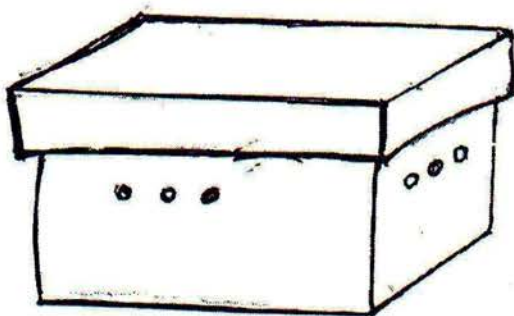
fish chips shelf kitchen ships cherry chickens children shine

[ʃ]

[tʃ]

9 What is in the box?


Что в коробке?




UNIT 9

Ee [i:] [ɪ]

he be begin
she me behave
 we pretty



key




What a pretty sheep!

ee [i:]

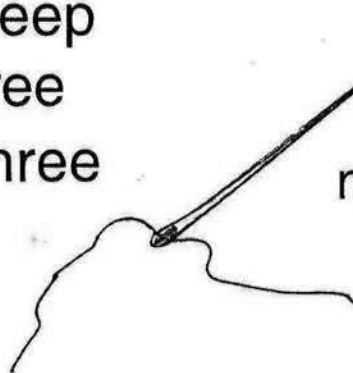
see
meet
sleep
feed

green
deep
free
three


bee




needle




seed



tree



teeth



cheese




3

three



street


A CAT AND A HEN



This is a cat. His name is Pit. Pit is near the fence. He is big and fat. He is red. Pit drinks milk. Pit sees a hen and three little chickens. The chickens are very pretty. The hen sees Pit. The hen is angry. "Chicks! Chicks! Get away! The cat is big. It can be very angry! It can

be very bad! Chicks! Chicks!" The hen sees seeds. "Chicks, here! Five tasty seeds. Chicks, chicks!"

Children need feeding.



Read.
Прочитай.

cherry

meet

children

bee

green

fish

teeth

chess

shell

chicken

shelf

ship

three

shine

pretty

begin

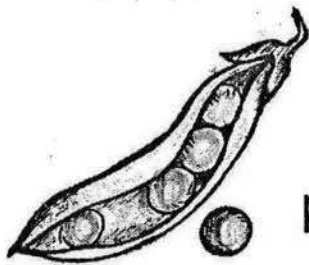
kitchen

meet

sheep

sweet

-ea — [i:]




pea




leaf



teacher



peach



eagle




ice-cream

read	eat	steal
speak	pea	leaf
teach	peach	eagle
teacher	meal	please




She likes to read.



He likes to eat.

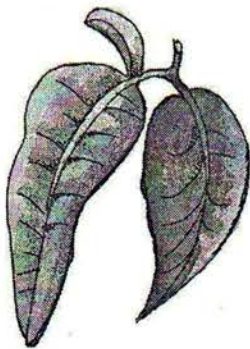

PEACHES



Please give me a peach.
The peaches are nice.
They ripe and sweet.
I like to eat peaches.

MY TEACHER

This is my teacher. He speaks
and reads English very well. He
teaches me to speak English. He
teaches me to read. He teaches
me to play English games. I can
read and speak English a little.




LEAVES

This leaf is green. That leaf is red
and brown. The leaves are very
nice. I take them.

in	green	this	needle	ice-cream
it	been	meal	kitten	big
she	pink	feed	seed	teacher
we	tree	peach	please	sweet

- 3 Match.
Соедини.



- 4 Write the sentences. Draw a line under the letters, which sound like [ɪ] and [i:].
Напиши предложения. Подчеркни буквы, которые звучат [ɪ], [i:].

Nick feeds his little pretty chickens.

I see the Black Sea.

Please, give me a needle.

A big peach is between green leaves.

- 5 Find the words.
Напиши, что съела эта гусеница?




- 6 Read the text.
Прочитай текст.
Подпиши продукты.


**a fly
to fly**

THE FLIES

It is Black Legs. Black Legs is a fly. And Betty is a fly. They live on the farm. They like to fly. They like to fly in the kitchen. They like to eat. They eat and eat and eat. They eat cheese. They eat fish and chips. They eat pies and cakes. They like jam and sweets, bananas and apples. They like milk. They fly in the garden. They eat sweet cherries.



- Find the humbers. Write them in words.
Найди цифры, напиши их словами.



- Write in the missing letters.
Вставь пропущенные буквы.

t . . cher

ch . ese

. pple

ch . ss

beh . ve


swe . t

k . y

l . . f

UNIT 10

Oo [p]




clock



bottle



doll




box




ostrich




dog




ox



cock



frog



fox







hedgehog

stop
cross
drop

not
lot
from

LOBSTER and CROCODILE

A big sea monster,
Mister Lobster
Says to Mister Crocodile:
"Don't be angry
Behave gently,
Be happy, be nice
and smile!"



Read.
Прочитай.


doll	you	face	teacher	not
tree	he	body	cheese	and
many	not	hand	fence	for
sea	sky	leg	nice	from
pink	eat	teeth	angry	in

a = 1
an = 1


1 - MANY



a dog




dogs



a fox



foxes



a cock



cocks



a box



boxes


MANY



a child



children




men




man



an ox



oxen



three sheep



one sheep

frog – frogs
man – men
foot – feet


box – boxes
goose – geese
tooth – teeth

child – children
boy – boys
sheep – sheep

Read the text. What can you tell about the animals?



Прочитай текст. Что ты можешь рассказать об этих животных?

ANIMALS

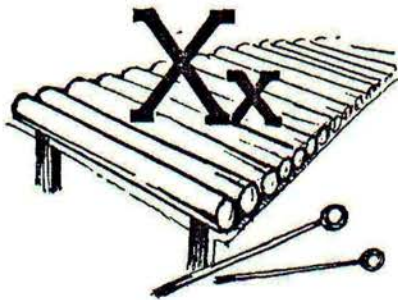


Foxes and bears are wild animals.
They live in the forest. They are very strong.


Oxen and sheep are
domestic animals.
They live on the farm.



Lobsters, crabs and
fish live in the sea.
A crab has a hard
shell and ten legs!
A lobster has a black
shell and 8 legs.
Fish have no legs.



- 1 Find the animals. Write their names.
Найди животных. Напиши их названия.



- 2 Write.
Напиши.

Xx



One

clock

crocodile

I see one ox and six foxes.

- 3 Complete the words.
Допиши слова.



s _ _ _ p
r _ _ _ t
l _ _ s _ _ r
f _ _ g
c _ _ _ k _ n
os _ _ _ _ h
c _ _

- 4 Write plural and singular form of the words.

Поставь слова

во множественном числе

Поставь слова

в единственном числе

a ship	—	boxes	—
a cat	—	peaches	—
a child	—	bees	—
a sheep	—	frogs	—
a fox	—	oxen	—
a bear	—	sheep	—
a doll	—	children	—
a man	—	feet	—

- 5 Finish the sentences.
Допиши предложения.

A fox has a ... tail.

A frog is ...

Crocodiles and ostriches live in ...

They are animals.

Lobsters and crabs live in the ...

Dogs are ... , frogs ... weak.

Snakes are ... , hens are ...

This ox is a very ... animal.

Africa long green nice strong sea are big little fast

- 6 This is a dragon. Describe it.
Take a sheet of paper and
draw your own **MONSTER**!
You can use the directions.

Это дракон. Опиши его.
Возьми лист бумаги и нарисуй свое
чудище, следуя описанию внизу.

*Isn't he nice?!
He is really pretty!*



A monster has one big head,
big wings, three long tails,
six legs, five noses
and a very fat body!

● Read the sentences. Circle the answer.


Прочитай предложения. Обведи правильный ответ.

- | | | |
|-------------------------------|-----|-------------------------------------|
| 1. Can a cock swim? | yes | <input checked="" type="radio"/> no |
| 2. Is a crocodile wild? | yes | <input type="radio"/> no |
| 3. Are the frogs big animals? | yes | <input type="radio"/> no |
| 4. Can a hen play chess? | yes | <input type="radio"/> no |
| 5. Is a bear strong? | yes | <input type="radio"/> no |
| 6. Can a frog fly? | yes | <input type="radio"/> no |
| 7. Can you ride a bike? | yes | <input type="radio"/> no |




● Find the hidden words.
Найди спрятанные слова.

n	e	e	d	l	e	t
e	f	i	s	h	g	r
s	n	a	k	e	g	e
t	o	f	e	n	c	e



UNIT 11


Oo [əʊ]



rose




nose



sofa




bone




cone



toe



stone




vole

hole



mole

VOLE and MOLE



A nice little vole
Meets a fat mole
Near its hole
And says: "Hello!"

no
go
so
hello
home

Do you...?
Do not = don't



A HOLE ON THE HILL

"Hello Nick!"

"Hello Ted!"

"What's this?"

"It's a hole."

"A hole?"

"Who lives in the hole?"

"I don't know."

"Maybe a mole?"

SPOT

"Don't be slow, Spot."

"Don't poke your nose into the holes."


"Go home, Spot! It's late. Do you like moles?"

"No, you don't like them. You like bones."

"Do you want a nice tasty bone?"



"The bone is at home."

"It's big and very sweet."



be

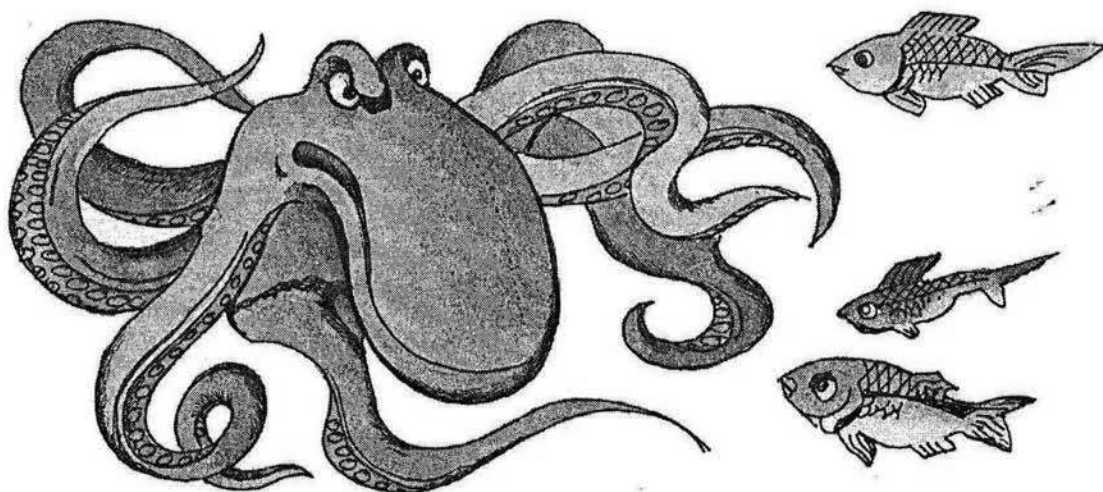
+	-	?
<p>I am You are He is She is It is We are You are They are</p>	<p>I am not You are not He is not She is not It is not We are not You are not They are not</p>	<p>Am I? Are you? Is he? Is she? Is it? Are we? Are you? Are they?</p>



Describe the pictures
 using the words
 Опиши картинки,
 используя слова:

big, little, fat, thin,
 long, short, pretty,
 nice, pink, grey,
 strong

SEA MONSTER AND FISH



- Monster: "I am very big and terrible! I am horrible!"
- Little Fish: "Are you? I don't think so".
- Monster: "He is afraid of me! She is afraid of me! They are afraid of me! And you are afraid..."
- Little Fish: "I am not afraid of you!"
- Monster: "Are you really brave? Then, come to me! I want to see better a brave little fish..."
- Little Fish: "Oh no! I am not so silly! I don't want you eat me! And they are not so silly! They are clever!"
- Monster: "Are they?"
- Little Fish: "Yes, they are. They do not want you eat them!"
- Fishes: "Yes, we are very, very clever!"
- Monster: "Hmm... Does it mean, that I have no dinner today?"



rose	frog	stone	sofa	no
body	nose	dog	ostrich	not
cock	bottle	bone	vole	go
home	cone	box	hello	for
fox	ox	toe	clock	so

- 1 Write the words and sentences.
Напиши слова и предложения.

Do

Does

I do not like spiders.

Don't play in the street.

I go home.

- 2 Put in the missing letters.
Вставь пропущенные буквы.

st . ne

c . ock

h . me

hedg . h . g

do .

. now

cr . c . dile


. stri ..

sno .

- 3 Match the words with the right pictures.
Соедини слово с картинкой.



stone



doll



bone



pink



lobster



rose



needle



dress



cone



box



pin



nose

4 Answer the questions.

Ответь на вопросы.

Yes, it is.

(No, it is not).

Yes, they are.

(No, they are not).

1. Is this a lobster?



2. Is this a bee? _____

What's this? _____

Is it little? _____

3. Is this a crocodile? _____

What's this? _____



4. Is this an ox? _____


Is it big? _____

Is it weak? _____

Is it strong? _____

5. Are they animals? _____

Are they domestic animals? _____



6. Are they sea animals? _____

are they nice? _____

Are they big and strong? _____

- 5 Write in the correct form *to be*.
Вставь нужные слова.

aren't is are am isn't am not

"I _____ Nick, I am Ted."

"I _____ Ted, I _____ Nick!

And she _____ Kate, she is Ann.

Kate and Ann _____ friends."

"I _____ not Kate. I _____ Ann.

And he _____ Ted. He _____ Nick!"

- 6 Write *do / do not*.
Вставь *do / do not*.

1. _____ you like to swim? Yes, I _____.

2. I _____ like to sleep in a tent.

3. _____ they go to school every day?

No, they _____


4. They _____ go to school on weekends.

5. _____ you like Maths? No, I _____.


6. _____ you play chess at the lessons?

7. What _____ you do at school?

8. We _____ play chess at the lessons.



Maths



7 Write about animals.


Какие животные тебе нравятся?

Какие не нравятся?

I like

I don't like

8 CROSSWORD



UNIT 12

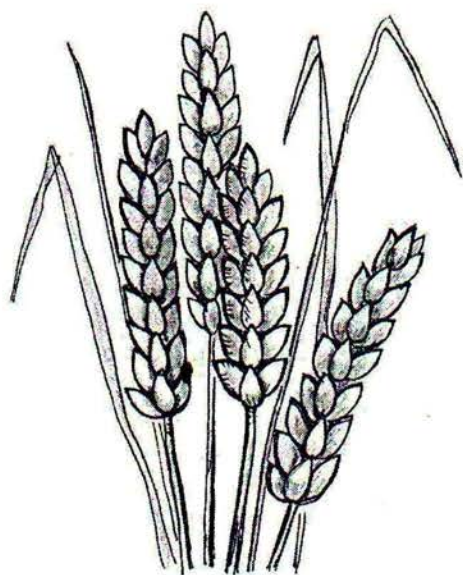
wh

[w]

what
when
where

which
white
why


[h]
who
whose




wheat



wheel



*A captain can see
A whale in the sea.*




whale

?

1. Who can see a whale in the sea?
2. What can see the captain?
3. Where can the captain see a whale?

MY KITE

"What's this?"
"It's my kite!
It's very nice.
It's red and white.
It can fly
 In the sky,
Very far
And very high!"



Choose the right answer.
Выбери правильный ответ.

?

Do you have a kite?

(Yes, I do. No, I do not.)

Do you like to fly a kite?

(Yes, I do. No, I don't.)

Why?

(It is great! It is bored.)

When can you fly a kite?

(By still day. By windy day.)

Who helps you to fly a kite?

(My friend. My Dad. My Mama.)

Where can you see kites?

(In the sea. In the sky.)

Read.
Прочитай.

wheel
this
what
who
angry

children
whale
that
which
strong

white
whose
wheat
sheep
weak











sweet
why
thick
thin
long

Describe the animals using the words:

Опиши животных, используя слова:

big, little, bad, nice, angry, happy, sad, black, pink, fat, thin

DOMESTIC OR WILD?



IN SPRING

Tom likes spring.
The grass is green in spring.
Roses and pinks are so nice!
In spring he can play with his
friends. He can go fishing.



A MONSTER IN THE LAKE

I like to fish.
I often go to the lake with Nick.
I fish with a rod and line.
What's this?
Oh, it's a monster!
It's a monster!
I stop my fishing. I cross the field!
"Mammy, a monster! It is in the lake!
It is big and terrible!"
"It is not a monster." Nick brings
a snag with a big green frog on it.
"Shame on you, Tom." Mam says.




Choose the right answer.
Выбери правильный ответ.

Who likes fishing?
Who sees the monster?
Who cries: "a monster!"
Who brings the "monster?"
Who says: "Shame on you?"

(Mammy, Tom, Nick)
(Tom, Nick, Mammy)
(Mammy, Tom, Nick)
(Mammy, Nick, Tom)
(Tom, Mammy, Nick)

- 1 Look at the picture and answer the questions.
Посмотри на картинку и ответь на вопросы.

On the farm



Where's the cat? It's ...

Where's the frog? It's ...

Where's the hen? ...

Where's the cock? ...

Where's the pig? ...

Where's the dog? ...

near the tree

between the trees

in the tree

behind the tree

on the fence

at the doghouse

in
on
at
near
between
behind

● Answer the questions. / Ответь на вопросы.

1. Where are the stars?

They are ...

2. Can you fish?

3. What do you like to do? (play piano,
chess, to swim in the sea, to ride a bike)

4. Is a whale big or small animal?


A wh...

5. Who has a long tail and many sharp teeth?

● Match. / Соедини.

when	[hu:z]	why	[wɒt]
where	[weɪ]	wind	[wɪtʃ]
whale	[wen]	which	[waɪt]
who	[weə]	what	[waɪnd]
whose	[hu:]	white	[waɪ]

● What's this? / Что изображено?






UNIT 13


f - [f] - ph




Phillip



gopher



elephant



telephone
(phone)



photo



Physics

Read the sentences.

Find the words with the sound [f].

Прочти предложения.

Найди слова, в которых есть звук [f].

I take a photo of my sister.
She likes photographs.

Elephants live in India and Africa.
Gophers live in many places.

Please, answer the phone.
Billy wants to speak to you
on the telephone.

Please, go to the library and bring
me "Physics for Little Children."



Phillip likes animals.
He wants to be a trainer of elephants.



London

This is London. London is a big city. It is a capital of Great Britain. There are many cars, lorries, taxis and many people in the streets of the city. People speak English in England.


- ? Where is London?
Is it a big city?
What can we see
in the streets of London?
Do people in London speak
English?



New York

This is photo of New York. New York is a very big city. New York is in America, in the USA. Many people live there. People speak American English in the USA.

- ? Where is New York?
Is it big or small place?
What language do people
speak in the USA?





FRIENDS

Hello! I am Vicky.
I am from Yevpatoria.
It is near the Black Sea.



It is a very nice place. I like it. These are photographs of my friends. This is Ann and this is Ted. They are not from Yevpatoria. They are from London. They are from England. They write me letters and send me photos. I send them my letters and photos. Sometimes we speak by phone. It is great!



Read.
Прочитай.

friend
photo
farm
Phillip
letter

father
family
elephant
fine
speak


gopher
telephone
phrase
Physics
city

Africa
America
England
London
New York

A LETTER

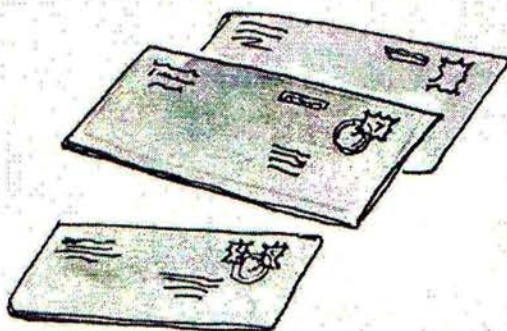
November 6

Dear Vicky,
I am glad to get your letters. It is
very interesting to get to know about
your life. Thank you for your photo-
graphs.
I like the photo with Bobby. You have
a very nice pet.
Your friend,
Ann



Answer the questions.
Ответь на вопросы.

- ? Can you write letters?
Do you have many friends?
Do you write them?
Whose letter is on this page?
Who is in this photograph?
Whose pet is the rabbit?
What is his name?
Have you any pets?



Write a letter to your friend.
Tell him or her about your life.
Напиши письмо своему другу.
Расскажи ему или ей о своей жизни.

1 Write./ Напиши.

Ph

photo

Elephants live in Africa.

2 Put the words in the right column.
Расставь слова по колонкам.

[f] ph
f ph

1. face Physics

2. _____

3. _____

4. _____

5. _____

3 Complete the sentences.
Заверши предложения.

London is in _____

Elephants live in _____

People in the USA speak _____

The clock Big Ben is in _____

Ostriches live in _____

New York is in _____



AFRICA

INDIA

ENGLAND

LONDON

the USA

ENGLISH

- 4 Make correct sentences.
Составь предложения правильно.

1. *Yevpatol* from _____
Vicky is _____


2. **England** from _____
Ted *are* Ann and _____

3. *Friends* they _____
are _____

4. **elephants** animals _____
are not *little* _____

5. I big ? am _____

6. **very** are you *Yes,*
big ! _____



- 5 Make up questions. / Составь вопросы.

1. The Black Sea is deep.
Is the Black Sea deep?



2. The shark is big and strong.

3. Three frogs are green. One frog is brown.


4. A pig says: "I am big. I am fat."

UNIT 14

WHAT DO THEY HAVE? (WHAT HAVE THEY GOT?)

I have = I've

I have got = I've got



Ann:

I have got a fish.

It is very nice!

And I've got a new red dress.

What have you got?



Nick:

I have got a parrot Jeff. It is big.

It is green. Jeff can speak.

I've got a camera.

I can photograph.

I can take your photos.



Bill:

I've got a bike.

I can ride the bike.


I have a cassette recorder.

What have you got?

- ? Who has got a fish?
Who has got a bike?
Who has got a camera?
Who has got a new red dress?
Who can take photos?
Who can ride the bike?

Tell about pets and things you have.
Расскажи, какие домашние любимцы,
или любимые вещи у тебя есть.

He has got...
She has got...



Anton has got a ball and . . .

WHOSE PETS ARE THEY?

The boy's pet = a pet of the boy

Granny's cat = a cat of Granny

Nick's parrot = a parrot of Nick

Children's toys = toys of the children



RABBIT BOBBY

Whose rabbit sits under the table?

It's Bobby, it's **Vicky's** pet.

Bobby is black, it is very nice.

Bobby likes carrots and cabbages.



JEFF

You can see a big green parrot in the cage. It is Jeff. Whose pet is it? Jeff is Nick's pet. Jeff likes seeds.


PUSSY-CAT


Pussy-Cat is Granny's pet.

This cat lives in the country.

Pussy-Cat can catch the mice!

And she likes milk and fish.





- 1 Answer the questions.
Ответь на вопросы.



What have you got?

Answer: *Yes, I have. / No, I haven't.*

1. Have you got a cat? _____
2. Have you got a bike? _____
3. Have you got a rabbit? _____
4. Have you got a parrot? _____
5. Have you got a dog? _____
6. Have you got a cassette recorder? _____


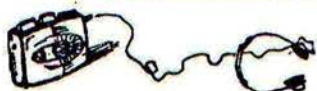


What have they got?

Answer: *Yes, he (she) has / No, he (she) has not.*

1. Has Nick a camera? _____
2. Has he got a pet? _____
3. What has Ann got? _____
4. Has she got a new handbag? _____
5. Has she got a yellow dress? _____
6. Has she got a pink fish? _____

- 2 Write what you have got.
Напиши что у тебя есть.



- Complete the spaces with *am, is, are*.

Вставь пропущенные слова.



I ... Pussy-Cat.
He ... a parrot.
It ... Jeff.



She ... a girl.
I ... a rabbit.
My name ... Bobby.



I ... Jane Brown.
I ... five.
Pussy-Cat and Bobby ... animals.

- Answer the questions.

Ответь на вопросы.

Whose cat is Alice? Alice is Ted's cat.

Whose parrot is Jeff? _____

Whose rabbit is Bobby? _____

Whose cat is Pussy-Cat? _____

Whose dog is Spot? _____

- Write.

Напиши.

The car of my Dad - My Dad's car _____


The pig of the farmer - the farmer's _____

The dress of Mat - _____


The goat of Granny - _____

The dolls of Jane - _____


WHOSE THINGS ARE THEY?



UNIT 15




Where is the big green frog?
It's **on** the leaf.



Where is the little fish?
It is **in** the lake.

Where are the
crayfish?
They are **behind**
the stones.



Where are the stones?
They are **at** the bottom of the lake.

WHERE IS...?
WHERE ARE...?



Where are the shoes?
They are **between** the
bag and the ball.

Make sentences. Use the words:
Придумай предложения с предлогами:

at, in, on, near, behind,
between, in front of,
in the middle of

where
behind
bottom
middle

front
what
stone
shoes

when
near
between
crayfish

at
in
on
of

Look at the picture. Is it a tidy room? Read the sentences.

Посмотри на картинку.

Прочти предложения.

Where is = where's
Where are = where're

WHAT A MESS!

Where's my fork?

It's **on** the table.

Where's the cat?

It's **behind** the table.

And where are my sneakers?

They are **in** the basket!

Where's my cap?

It's **on** the lamp.

Where're my textbooks?

They are **on** the floor, under the table.


Where are my socks?

They are **in the middle of** the kitchen!

They are **between** the vase and the table!

Where is my parrot?

It is **in** the cage.



Tell about your room.

Use the prepositions:

Расскажи рассказ

о своей комнате.

Используй предлоги:

on in near at
under between behind
in the middle of in front of

- 1 Write the words.
Напиши слова.

behind

near

between


in the middle of

- 2 Put in the prepositions.
Вставь предлоги.


in, near, on, under, in the middle of, to, in front of

1. A big elephant stands _____ the lake.
2. Many domestic animals live _____ the farm.
3. Who hides _____ the tree?
4. On weekends I go _____ my friends.
5. This carpet is _____ of the room.
6. A cat sits _____ the table.
7. Pat and Mat like to sit _____ of TV-set.

- 3 Write in the missing words. Find the hidden words.
Впиши пропущенные буквы. Найди слова.




- 4 Describe the picture. What things can you see in the room?
Опиши картинку. Какие вещи можно увидеть в комнате?




- 5 Write about your room.
Напиши о своей комнате.

UNIT 16

or [ɔ:]




a fork



a tape-recorder

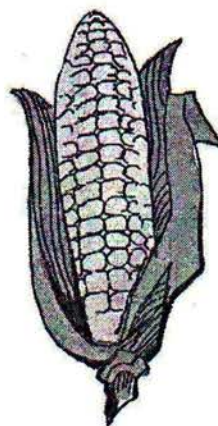
or	pork	door	before
for	corn	floor	more
short	stork	corner	
morning	horse	fork	



a stork

STORKS


Storks are large. They are white.
Storks have long beaks,
long necks and legs.
Storks feed in rivers and lakes.
They like frogs and fish.



corn

CORN

Corn is a plant.
Corn seeds
can be yellow and
they can be black.
Do you like popcorn?



a horse




HORSES

Horse is a large domestic animal.
Horses like grass and corn.
They are work animals.
We can ride horses.

Read the poem.
Прочитай стихотворение.

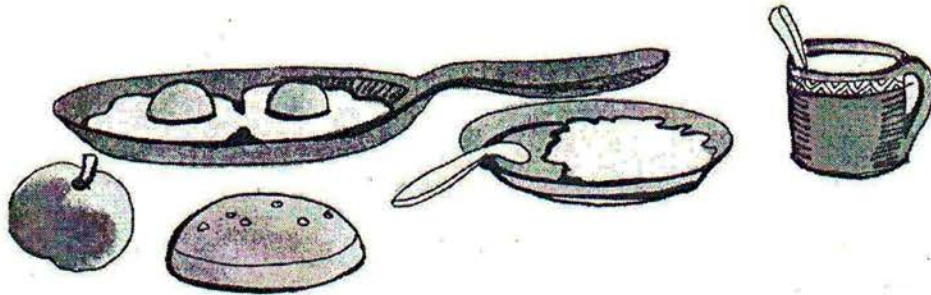
A HORSE

My little sister
Has got a horse.
The name of the horse
Is Little Toss.
My little sister
Likes to play,
She sits on the horse
And rides away.
«It's time come back,»
my mother said.
«It's time to wash
and go to bed.»
«Oh, mammy, please,
please close the door.
I want to ride
A little more!»



MEALS


In the morning Vicky has breakfast.
She has dinner after classes.



breakfast

Ann: *What have you got for breakfast, Vicky?*

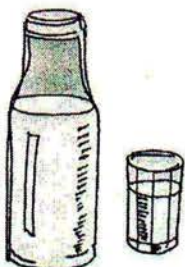
Vicky: I've got a plate of porridge, or fried eggs and an apple.
I drink tea or cocoa. I like tea with rolls and jam.
Sometimes I take a cake or some sweets.



dinner

Ann: *What have you got for dinner?*

Vicky: I've got some salad, some fish or chicken,
and boiled potatoes. Sometimes Granny
cooks pork chops and mashed potatoes.
Sometimes she cooks pasta.
I drink tea, compote or coca-cola.



Ann: *What about milk? Do you like milk?*

Vicky: Yes, I do.

I've got a glass of milk every day at school.
Sometimes I've got some milk before
I go to bed in the evening.

1 Put a ring around the different word.

Обведи слова, которые не подходят к перечисленным.

door
lake
rose
bee
dress

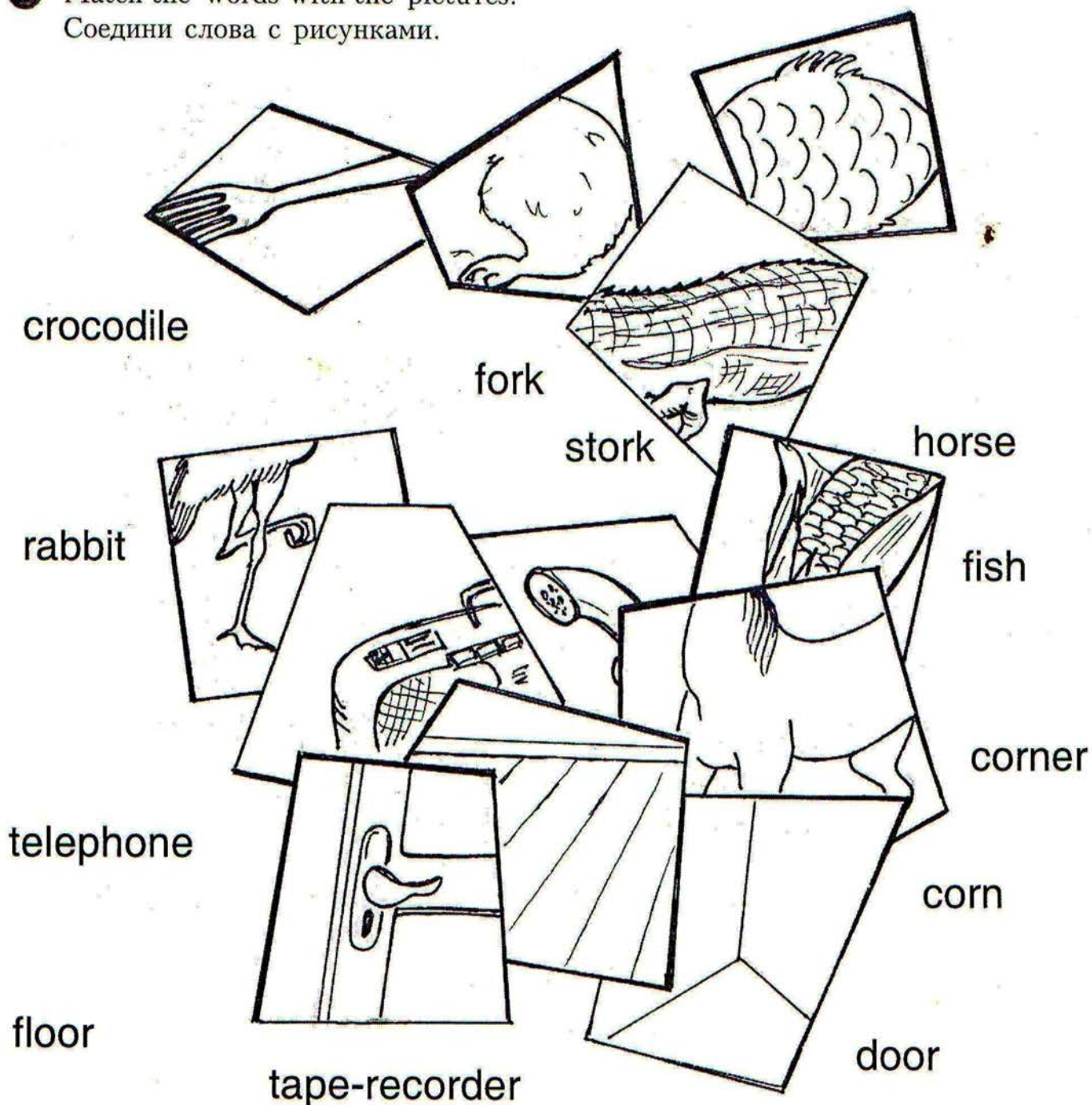
floor
plate
nose
cat
fence

more
horse
stone
three
crocodile

chicken
name
tea
cheese
pen

2 Match the words with the pictures.


Соедини слова с рисунками.



- 3 Correct mistakes. Write the words correctly.
Исправь ошибки. Напиши слова правильно.

Hrose, animl, rabbet, elefant, gorhir, afreka, Blak See,
Landon, Amerieka

- 4 Describe an elephant.
Опиши слона.



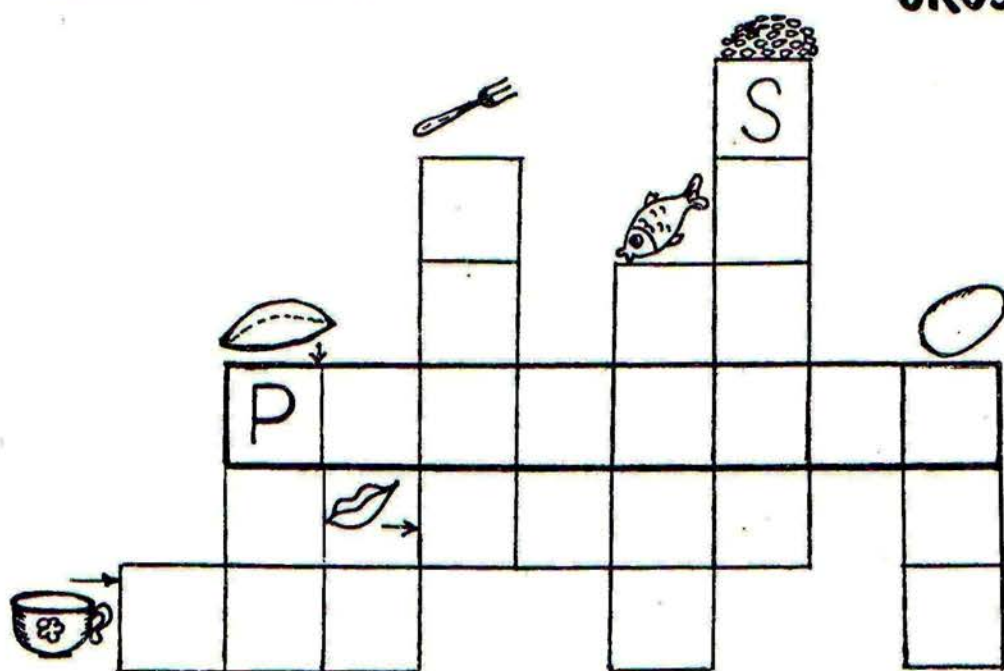
What's this?

- 5 Отгадай, о ком идёт речь?
Впиши слова.

1. A ... is large and white. It is a bird.
2. ... is a plant. Its seeds are yellow.
3. An ... is a very big and strong animal.
4. We can ride ...


- What does Granny eat for her breakfast?
Что бабушка ест на завтрак?

CROSSWORD



- Match the pictures with the words. Соедини картинки и слова.

chicken and mashed potatoes



boiled potatoes

macaroni




tea



tomatoes

roll

bread



boiled



apples



salad



milk



cheese



cakes

fish



grapes


eggs

UNIT 17

IN THE KITCHEN

It is a kitchen.

What things can you see in the kitchen?



Can you see a fridge in the kitchen?

Can you see a table and a gas-stove?

Is the table in the middle of the room?

What can you see on the table?

Can you see a cat in the kitchen?

Where is the cat?

Where is the kettle?

Where are the apples?

Who is in the kitchen?

Draw your kitchen. Tell about your kitchen.
Нарисуй свою кухню. Расскажи о ней.



Learn the poem by heart.
Выучи стихотворение.

MY GRANNY

My Granny cooks,
My Granny bakes
Some tasty pies,
And tasty cakes.

I help my Granny
As I can,
I wash the dishes
And a pan.

And when the plates
And pans are clean,
We eat the cakes,
Drink tea and sing!




?

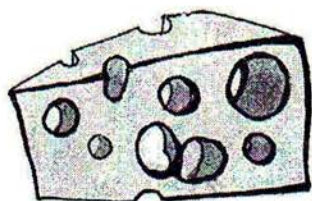
1. Who cooks and bakes in your family?
2. Can you bake pies and cakes?
3. Do you help your mother and grandmother in the kitchen?
4. What do you do at home?
5. Look at the pictures and name the things.

Answer the questions.
Ответь на вопросы.

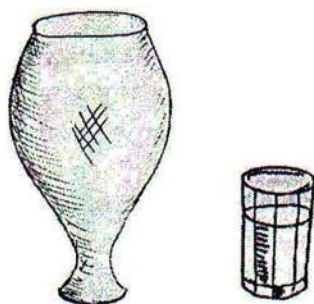
... or ..?




1. Is this a lobster
or a fish?




3. What's this?
Is it **cheese** **or** bread?





5. Where is the milk?
Is it in the glass **or**
in the vase?




7. Who lays eggs?
Hens **or** cocks?



2. Do you like pizza
or sandwiches?



4. How many tomatoes
can you see?
Are they ripe **or** green?



6. Is the lemon
sweet
or bitter?



Find the different words.

Обведи слова в каждом ряду, которые не подходят к перечисленным.

table	stool	wall	sofa	desk
frog	bike	dog	snake	fox
cheese	cock	pizza	pie	ice-cream
lemon	apple	banana	milk	cherry
bottle	kettle	door	pan	plate

Write the words.

Напиши слова.

kitchen

potato

bread

milk

porridge

Find the words. The pupil who finds more words is a winner.

Найди слова. Победителем становится тот, кто найдет больше слов.

c	h	e	e	s	e	c	o	r	n	d
a	p	p	l	e	g	a	n	t	o	o
k	n	i	f	e	e	t	o	e	s	o
e	g	g	a	t	e	a	c	h	e	r

- ④ Answer the questions.
Ответь на вопросы.



1. Do you like bananas or apples?

I like ...

2. Do you like to swim in the sea or in the swimming pool?

I ...

3. Where does Nick's parrot live? Does it live in a cage or in the forest?

It ...

4. Who cooks breakfast and dinner in your family?


5. When do you have your breakfast?

6. When do you have your dinner?

7. What do you have for your breakfast?

8. What do you have for your dinner?

- What do they like?
Скажи, что они любят?



- Write.
Напиши.

Nick likes . . .

UNIT 18

Oo

[u:]

[ʊ]

boot

moon

book

look

cool

spoon

cook

room

food

stool

foot

wood

goose

tooth

good

wool

moon




spoon



stool

Have a good time!

wool



Remember.
Запомни.

ONE



foot

1 foot
2 feet

MORE




feet



tooth

one tooth
many teeth




teeth



goose


one goose
three geese



geese

AT HOME

I am at home today. When the weather is cold, I do not go for a walk. My room is very cozy. I read books. I play with my toys. I cook porridge and an apple-pie for my dolls. I feed them. Sometimes Granny comes into my room. She looks at my dolls, she looks at me, smiling. She says: "You are a good cook!"



?

1. What do you usually do on weekends?
2. Do you stay at home when the weather is cold?
3. Do you play with your toys?
4. Do you play with your friends?
5. Do you help your mother and father?
6. Do you cook dinner?

**Yes, I do.
No, I don't.**



MY SCHOOL

My school is large. It is nice. I like it. I go to school every day except weekend. I have five lessons every day. I like Math. My teacher is very nice. She is very kind. But she does not like lazy-bones! When we leave the classroom, she says: "Have a good day!" If the weather is cool, I wear boots, scarf and gloves. I carry my books in my schoolbag. I meet my friends at school. I say them: "Good morning!"

?

Vicky answers the questions.

Does she...?

Yes, she does.

No, she does not.

does not = doesn't

Do you go to school, Vicky?

Yes, I do. I go to school five days a week.

Do you go to school on weekend?

No, I do not. I have no lessons on weekend.

Does your teacher strict?

No, she doesn't. She is very kind.

Does your Granny go to school with you?

No, she does not! She stays at home.

Can you take Bobby with you?

No, I cannot. We cannot bring pets to school.

Do you wear boots and gloves in winter? Or do you wear sandals?

I wear boots and gloves. I wear a hat and a scarf.

I do not wear sandals in winter!

Do you like your school?

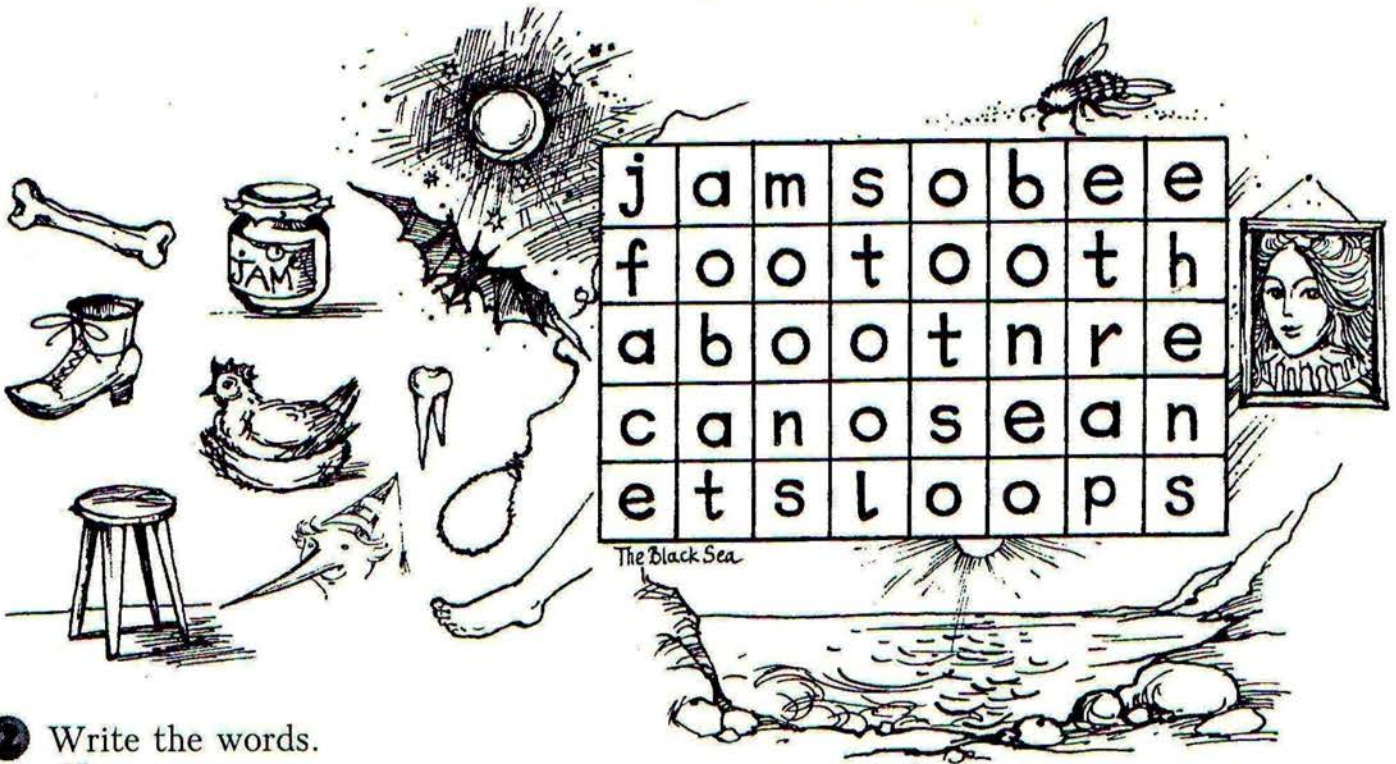
Yes, I do.



1. Tell about Vicky.
Расскажи о Вике.

2. Tell about your school.
Расскажи о своей школе.

CROSSWORD



Write the words.
Напиши слова.

school

school-bag

copy-book

blackboard

homework

Complete the sentences.
Вставь пропущенные слова.

1. The teacher comes into the ...
and says: " ... morning!"

2. One ... has one tooth, how many ...
have three geese?

3. This chicken soup is really tasty. Sit down on
the ..., take a ... and begin to eat.

4. Look! I've got an interesting ...

goose stool book spoon teeth good classroom

- 4 Answer the questions.
Ответь на вопросы.

A

Yes, I do. / No, I don't.

1. Do you go to school? _____
2. Do you help your mother? _____
3. Do you like animals? _____
4. Do you like Mathematics? _____
5. Do you read many books? _____
6. Do you play football? _____
7. Do you like to swim? _____
8. Do you play chess? _____

B

Yes, she (he) does.
No, she (he) does not.

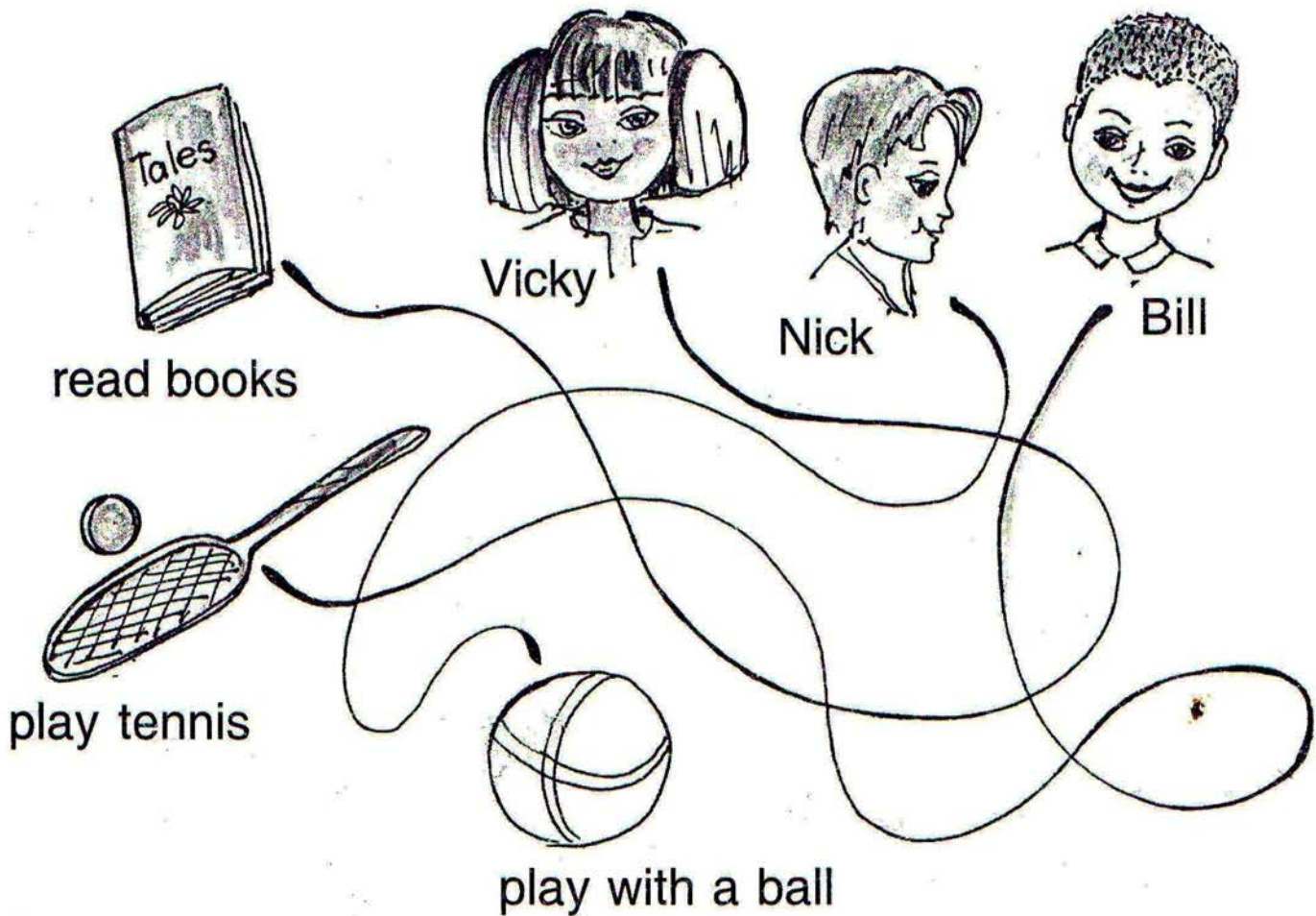
1. Does Vicky go to school? _____
2. Does she swim in the sea in winter? _____
3. Does she speak English very well? _____
4. Does Bill like to ride his bicycle? _____
5. Does Jane play with toys? _____
6. Does Bobby like carrots? _____

- 5 Complete the sentences.
Answer the questions.
Use **do, does, doesn't**.

Вставь нужные слова.
Ответь на вопросы.
Используй **do, does, doesn't**.

1. ... you ski in winter? *Yes, I do. / No, I don't* _____
2. ... fish like to sing? _____
3. ... Jeff fly in the sky? _____
4. ... children like ice-cream? _____
5. ... they play snowballs in winter? _____
6. ... elephants live in Africa? _____

What do they like to do?




What What do you like to do?
 Что ты любишь делать?
 Ответь: Yes, I do. / No, I don't.

- Do you like to play with a ball? _____
- Do you like to dance? _____
- Do you like to play with dolls? _____
- Do you play with your toy cars? _____
- Do you like to read books? _____
- Do you like to tell stories? _____
- Do you like comics? _____
- Do you like to watch cartoons? _____
- Do you like to ride a bicycle? _____
- Do you like to go to the Zoo? _____
- Do you like to play with animals? _____



UNIT 19

WHAT DO YOU LIKE?




Cat:

*I like milk,
I like mice,
But I don't like rice!*





Snake:

*I like sparrows,
I like frogs, but
I don't like hedgehogs!*





Dog:

*I like chops,
And I like bones,
But I don't like
these cones!*



Rat:

*I like chickens,
I like fat,
But I do not like
That cat!*



Fox:

*I like chicks
And Mother-Hen,
But I don't like
The men!*



Answer the questions.
Ответь на вопросы.

What does the cat like?

The cat likes milk and mice.
It does not like rice.

What does the snake like?

What does the fox like?

What does the dog like?

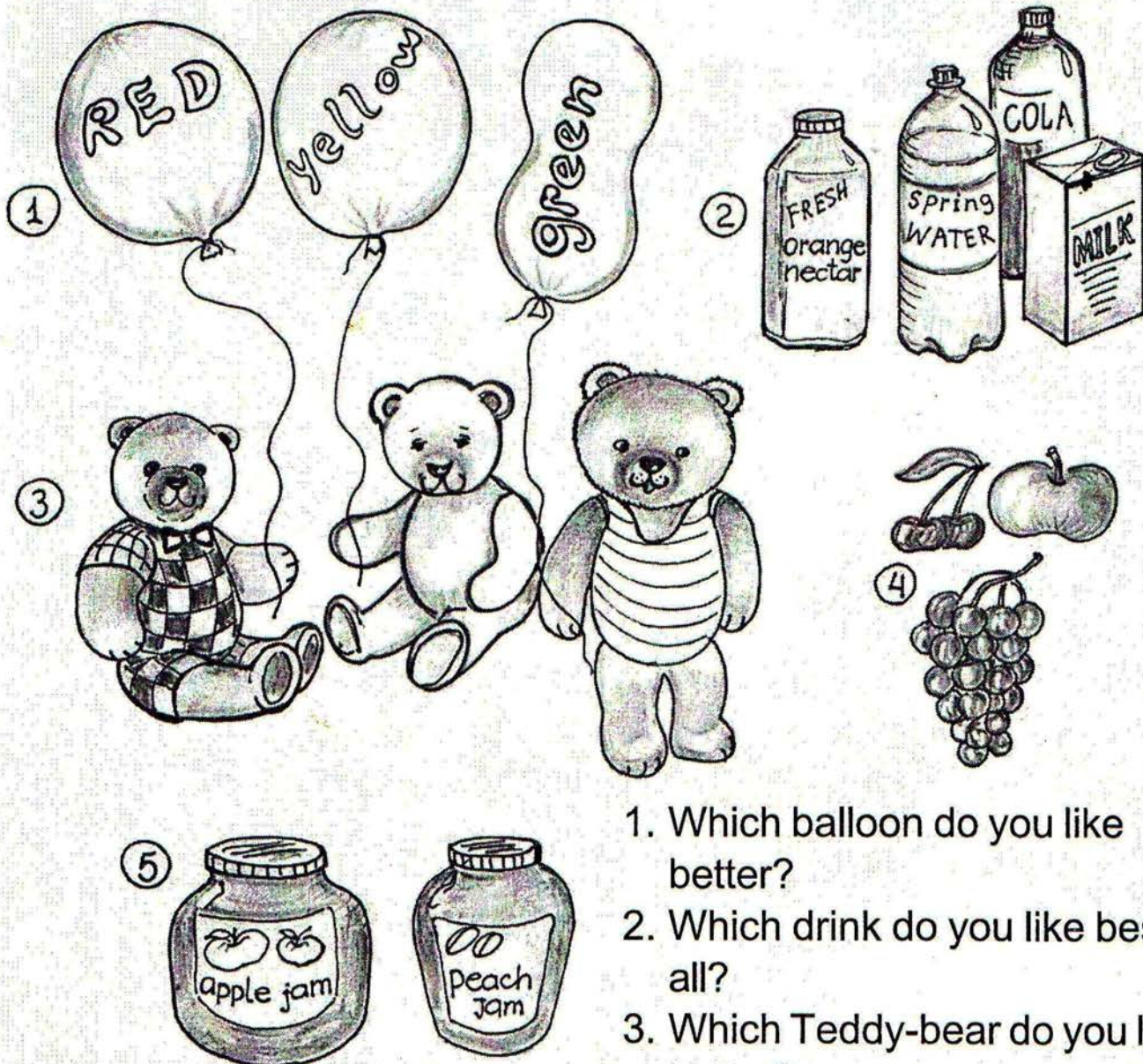
What does your pet like?

What does the rat like?

Name the things in the picture. Answer the questions.
Назови предметы на картинке. Ответь на вопросы.

WHICH DO YOU LIKE BETTER?

WHICH DO YOU LIKE BEST?



1. Which balloon do you like better?

2. Which drink do you like best of all?

3. Which Teddy-bear do you like better?

4. Which fruit do you like best?

5. Which jam do you like better?

1 Match.
Соедини.

ICE-CREAM *apricots*

rats *sweets*

dogs milk **cheese** *snakes* *peaches*


porridge **I like** **I don't like**

bananas **SPIDES** **crocodiles** **grapes**

2 Match.
Соедини.

corn	[bu:t]	rose	[gəʊ]	home	[gu:s]
stork	[stɔ:k]	fox	[fəʊn]	moon	[həʊm]
boot	[kuk]	phone	[rəʊz]	no	[mu:n]
cook	[kɔ:n]	go	[fɒks]	goose	[nəʊ]

3 Match the pictures and write the sentences.
Соедини рисунки и допиши предложения.



Spot likes ...

Rabbits like ...

Kittens ...

Hedgehogs ...

1 Write. / Напиши.

good

better

best

2 Complete the sentences. Write in the words.
Заверши предложения. Вставь слова: **better, best of all, better and better, best**

1. I enjoy Granny's cakes _____
2. Which book do you like _____
3. I play chess _____ and _____
4. Tom does it _____ than I do.
5. I like this Teddy-bear _____



3 Match.
Соедини.

- | | |
|--------------------------------|-------------------------------------|
| 1. Do as you think best. | Тебе виднее.
(Тебе лучше знать). |
| 2. Better late than never. | Одна голова хорошо,
а две лучше. |
| 3. We are the best of friends. | Лучше поздно,
чем никогда. |
| 4. Two heads better than one. | Так-то лучше! |
| 5. You know best. | Мы самые лучшие друзья. |
| 6. That's better! | Всего наилучшего! |
| 7. All the best! | Поступай как знаешь. |

UNIT 20


WHERE ARE YOU FROM?



This is London. This is England. Ted, Nick and Liz live in England. But they do not live in London. They live in Leeds.



This is Moscow. It is a very big city. It is in Russia. Nina and her family live in Moscow.



This is New York. It is in the USA. The USA is a very big country. Pat and Mat and Phillip live in the USA. They live in New York.



This is Canada. Susan's family lives in Canada. They live in a big city Toronto. People speak English and French in Canada.

- ? Who lives in Moscow?
What language do people speak in Russia?
Who lives in Canada?
Does people in Canada speak Russian?
What languages do they speak in Canada?
Where are Ted, Nick and Liz from?
Do they live in London?
Where do Pat, Mat and Phillip live?

MEETING AT FESTIVAL



Felix:

Hello! I am Felix. I live in Germany.

I am from Berlin.

And where do you live?

Where are you from?

Ted:

Hi! I am Ted I live in England. I am from Leeds.

This is my friend Nick. He is from Leeds too.

"Glad to meet you, Felix".

"Nice to meet you, Ted".

"Nice to meet you, Nick".

Darcie:


My name is Darcie. I am from America.

I live in Morristown. And this is my Mama.

Susan:

My name is Susan. I am from Canada.

I live in Toronto. It is a big city.



Where do they live? Where does he (she) live?

Answer the questions.
Ответь на вопросы.

Where does Ted live?

He lives in England. He lives in Leeds.

Where does Felix live?




Where does Nick live?

Where does Darcie live?

Where does Susan live?

Where do you live?

YEVPATORIA



Vicky lives in Ukraine. She lives in the Crimea. She lives in Yevpatoria. Vicky loves this place. She likes clean nice streets. She likes lots of roses and lilacs, plane trees and cy-presses in Yevpatoria. She likes to go to the sea during her school holidays.

She likes to swim in the sea and she likes to lie on the sands, when the weather is hot.

It's great! Yevpatoria is a very nice place to live and to rest.

Answer the questions.

Ответь на вопросы.

- ? Where does Vicky live?
? Where is Yevpatoria? Is it far from the sea?
What can you see in Yevpatoria?
What does Vicky like to do?
What do you like to do during your school holidays?

*Hi! Hello!
How do you do?
Good morning!
Good afternoon!
Good evening!
Good-bye!
See you!*

- Change the order of the words. Make sentences.
Поставь слова так, чтобы получилось предложение.

1. Morristown lives Darcie in .

2. from are Leeds and Ted Nick .


3. I Germany live in .

4. from you are Where ?

5. Toronto big is city a very .

6. Nina Russian can speak English and

- Complete the sentences.
Вставь пропущенные слова.



1. ... live in the ...


2. The ... and ... are in the ... at night.
By day we can see the ... in the sky.

3. Many wild ... live in the forest.
Sheep and ... are ... animals.

4. You can see a lot of ... and ... in spring.

Moon domestic lilacs animals roses sea
sky stars sun fish forest pigs

● Where does Vicky live?



4 Write in the words.
Вставь нужные слова.

Fish crabs Elephants kangaroos lobsters

1. ... live in Australia.

2. A lot of ... are in this lake.

3. ... and ... have hard shells.

4. Big, strong _____ live in Africa.

5 Find the right answers.
Найди правильный ответ.

1. Can you swim?
2. Does Ted play football?
3. Are bears domestic animals?
4. Can cats fly?
5. What do you like?
6. Who likes apples?
7. Do they keep pets?
8. Do you speak German?

No, they are not.
No, they cannot.
Yes, I can.
I like cherries.
Yes, he does.
Yes, they do.
No, I don't.
Felix.

- 6 Write in the missing words.
Вставь пропущенные слова.

"Where ... you from?"


"I ... from the Black Sea.

And you?" "I ... in the North Sea.

The water is cold there now.

I ... to the South for my holidays."

"I ... cold water! I ... to the North."



- 7 Match. Read the sentences.
Соедини. Прочти предложение.

Americans live in

The people in France speak

Who speaks Spanish?

The people of Germany speak

Italians live in

Who lives in China?

French

Italy

America

Chinese

German

The people of Spain

- 8 Finish the sentences.
Допиши предложения.

1. I am big.

I am strong.

I have a long trunk.

I live in ...

I am ...

2. I have a very long neck

I eat leaves and grass.

I live in ...

I am ...

3. I can jump very well.

My legs and tail are very strong.

I carry my baby in a pocket in front of my body.

I live in ...

I am a ...

UNIT 21

Uu [ʌ]



umbrella



mushroom




mug



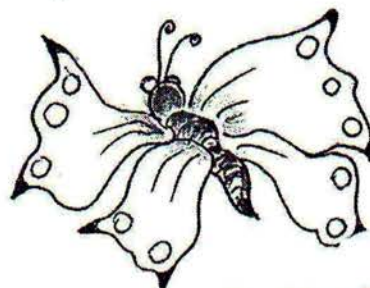
cup




bumble-bee



the sun



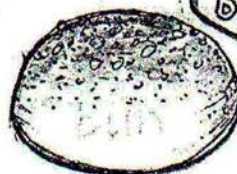
butterfly




plum



nut




bun




butter



bucket



duck



puppy

sunny

supper

funny

summer

lucky


uncle

hungry

run

under

cut



bus

MONTHS



There are twelve months in a year. December, January, February are winter months. They are cold. March, April, May are spring months. March can be cold. April can be rainy. May can be cool or warm. Summer months are sunny. August can be hot. Autumn months are different. September can be warm, October can be cool and rainy, November can be very cold.

Tell about every month in your place.
Use the words.
Расскажи о каждом месяце.
Какие они в том месте, где ты живешь?
Используй слова в рамке.

warm – теплый
cool – прохладный
hot – жаркий
cold – холодный
windy – ветренный
sunny – солнечный
rainy – дождливый

SEASONS

SUMMER AND WINTER



Vicky:

I love summer best of all! We have our school holidays in summer. I love sunny days. We can run, play hide-and-seek and swim in the sea. Do you like to dive, to jump in the big waves and lie in the sun?

Anton:

Yes, I do. But I live far from the sea. You are lucky, you live in the South. I live in the North. Summer is cool here. We cannot swim in our river, because the water there is very cold even in July. But winter is a very good season in our place. We can play hockey. It's great! I love it! I am a good player. I like skiing and skating too. And you? Are you a good skier?

Vicky: Oh no, I can't ski!



Tell about summer and winter in your place.
What do you like to do in winter? In summer?
Расскажи, какое у вас лето? Какая зима?
Что ты любишь делать летом? Что – зимой?



-er

play – player

ski – skier

run – runner

jump – jumper

fly – flyer

swim – swimmer



- Put the words into the right column.
Расставь слова по колонкам.

duck

grass

hand

plum summer class map glass apple ask
lamp bunny bag puppy garden
task hand nut

- Write.
Напиши.

U u

Q q

Nick, be quick!

Fly, butterfly!

- Write the missing letters.
Вставь пропущенные буквы.

Vicky loves s . mmer. It is a very nice se . son.

J . ne is the first summer month. J . ly is very h . t in the
Crimea. A . g . st is the last s . mmer month. I see a b .
nny . nder th . t tree. Let's r . n there! You can gather
a lot of m . shrooms in the wood this s . mmer. Do you
like n . ts and berries?

- 4 Write the words.
Напиши слова.

June

July

August

- 5 What games can we play in winter?
What games can we play in summer?
В какие игры мы можем играть зимой?
В какие игры мы можем играть летом?

hide-and-seek

hockey

tennis

basketball

football

chess

- 6 Write.
Напиши.

play – player

jump -

skate -

dive -

run -

ski -

box -


read -

swim -

- 7 Write the names of the months in the correct order.
Напиши названия месяцев в правильном порядке.


August March May December October June April
September July February January November


- Find out Vicky's birthday. What month is it?
В каком месяце у Вики день рождения?



Возьми первые буквы из названий предметов, изображенных на рисунках.
Впиши их в клеточки. Прочитай слово.

- Кто какой подарок принес на день рождения?
Подпиши рисунки.





There is = there's
There are = there're

Read and retell.
Прочти и перескажи.

SUMMER IN THE COUNTRY


Vicky likes summer very much.

Sometimes Vicky goes to the country. Her Granny, her mother's mother, lives there. Vicky goes there by bus.

Granny's house is very nice. There is a big beautiful garden around the house. In summer there are many beetles, butterflies and bees in green grass in front of the Granny's house.

There is a nice lake not far from the house. There are a lot of fish in this lake. There is a big farm near the lake. There are many ducks and ducklings there. There are some hens and cocks in the yard.

There are many chickens there. They are so nice! A fat fluffy cat lives in the house. It is Pussy-Cat. A big black puppy lives in the Granny's yard. It's Jack. Vicky often goes to the wood with Jack. Sometimes they meet hedgehogs and rabbits. Jack chases rabbits every time! But he does not like hedgehogs.



Tell about your summer.
Расскажи о своем лете.

Questions and answers.
Вопросы и ответы.

***Is there...? There is not...
Are there...? There are not...***

? *Is there a lake in the country, Vicky?*

Yes, there is. There is a very nice lake there.

Is there a big dog in the yard?

No, there is not. There is not any dog there; there is a black puppy there.

Is there a cat in the house? Is there a pig?

Is there a beautiful garden near the house?

Is there a river? Is there a farm near the lake?

Are there bears in the forest, Vicky?

No, there are not. There are no any bears there.

Are there hedgehogs and rabbits?

Oh, yes, there are. There are many of them in the forest!


Are there many beetles and butterflies in the grass?

Are there pigs in the yard? Are there any cats on the farm?

Are there rabbits in the house? Are there hedgehogs in the lake?

Are there cocks and hens in the garden?

Are there fish in the lake?



PETS

Many people like animals and keep them at home. These animals are people's friends. We call them *pets*. It can be a cat, a dog, a fish, a parrot, and even a snake!

MY KITTEN

Who jumps and runs
On the rug?
Who plays all day
With my sister Kate?

Who drinks my milk
From my mug?
And steals my cheese
From my plate?



?

Do you have a pet?
Tell about your pet.
У тебя есть любимец?
Расскажи о нем.

- 1 Arrange the words. Make the sentences.
Поставь слова в правильном порядке, чтобы получились предложения.

and dive in like the sea to swim Children

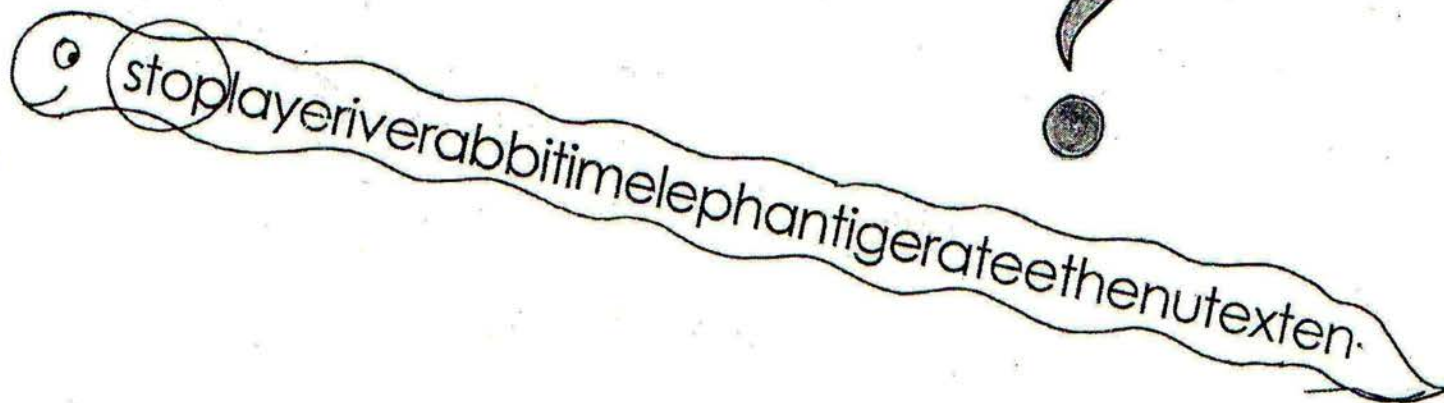
This cat big is fat and .

ice-cream Do ? like you

- 2 Correct mistakes. Write the words.
Исправь ошибки. Напиши слова правильно.

Cat-pussy, rabit, jack, gardn, dacklin, papi, famr,
Grenny, baterfly, sammer.

- 3 Find the hidden words.
Найди спрятанные слова.



- 4 Write in the missing words,
Вставь пропущенные слова.



There _____ many berries and _____ in the forest. _____ are a lot of insects there. Look! What a nice lady-bird! It is _____ and _____, it has some big _____ spots on its wings. A gray hedgehog hides in _____.

- 5 Sort these words into groups.
Расставь слова по столбикам.

hedgehogs zebras sheep pigs foxes dogs crocodiles
elephants camels horses oxen bears cats goats

Domestic animals

Wild animals

[illegible]This image shows a single sheet of white paper with horizontal blue or grey ruling lines. The lines are evenly spaced and run across the width of the page. There is no handwriting or printed text on the paper.

- 6 What are there in the forest?
Напиши каких зверей можно увидеть в лесу?

This image shows a full page of handwriting practice paper. It features ten identical rows of horizontal guidelines. Each row is composed of three lines: a solid top line, a dashed middle line, and a solid bottom line. The paper is otherwise blank, with no text or markings other than the printed lines.


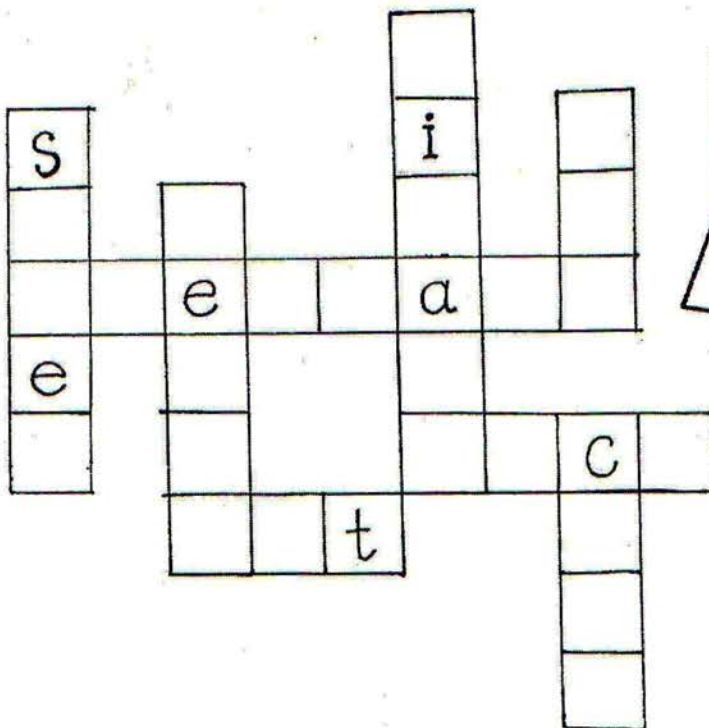
WHERE DO THEY LIVE?

71 Read, think and match.
Прочитай, подумай и соедини.

1. Voles live
2. A grass snake
3. Bears and foxes
4. Lizards live
5. Ducks swim
6. Many frogs live
7. Fish and whales live
8. Mice live

- are forest animals.
- in barn and houses.
- on and around walls.
- in water.
- in fields.
- hides in grass.
- near lakes.
- on the lakes.


CROSSWORD



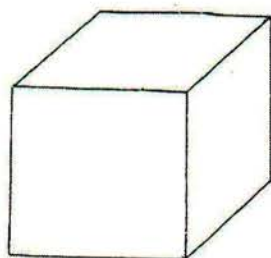
UNIT 23

Uu [ju:]

Numerals 1, 2, 3, 4, 5, 6, 7, 8, 9



tube



cube



tulip



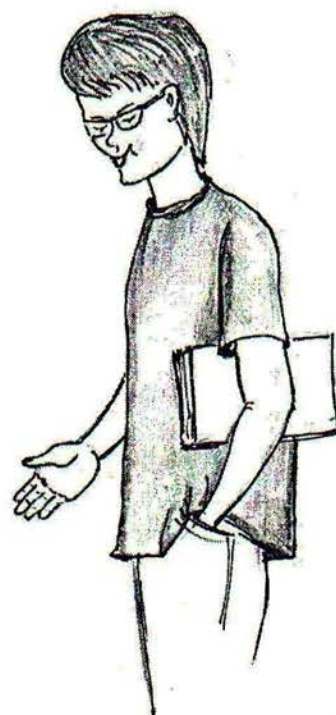
suit




cucumber



pupil



student



Supermarket is a very big shop.

music
museum
duty
huge

ew [ju:]


new
newspaper
mew
few



Dad: Nick, give me a newspaper, please.
I want to read news.
Nick: Just a minute, Dad.



Tom: I love music!
My music is new!



The kittens mew.
They are hungry.


few – мало
a few – несколько
*He has **few** friends.*
*She has **a few** friends.*

some of them
некоторые из них
Some of the boys
like play football.

a lot of – много
множество, масса
*There are a lot of
huge grasshoppers
in the garden.*

CITY

Some people live in the country.
A lot of people live in cities.
City is a large place.
There are many streets in city.
There are many big buildings
there. There are many shops,
supermarkets, and cafés, many
cinemas, museums and theaters in city.
There are many cars and buses there.



Tell about your place.
Расскажи о своем городе или селе.

AT SCHOOL IN SUMMER



It's summer. It's July. A few of
pupils are at school. Some of
them come to play computer
games. Some of them work in the
garden. It is very nice this
summer. Some pupils help
Mr. Duty in the school Museum.

Tell about your summer.
Расскажи о своем лете.

- Match.
Соедини.

suit	[sju:t]	tulip	[pju:pl]	music	['stju:dent]
cube	[ki:]	pupil	['pʌpɪ]	summer	['sʌmə]
sweet	[kju:b]	puppy	[teɪ]	student	[sʌpə]
key	[swi:t]	tail	['tju:lip]	supper	['mju:zik]

- Write.
Напиши.

pupil

duty

supermarket

new

few

- Read the words. Cross the wrong word in every line.
Прочитай слова. Вычеркни лишнее слово в каждой строчке.


tube	cube	tulip	student	plum
duck	pupil	butter	summer	cup
good	book	room	door	look
fork	rose	corn	morning	short

- Complete the sentences.
Заверши предложения.

People buy food in _____

Ted and Tom are _____, they study at school.

- 5 Write in the missing letters.
Впиши пропущенные буквы.




n . . spaper




c . c . mber



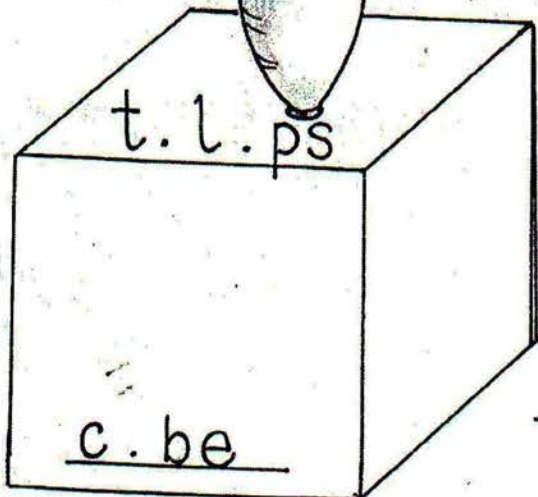
n . mer . ls




s . . t




t . l . ps



c . be



p . pp .



t . b .

- 6 Write, what can you see in a big city?
Напиши, что можно увидеть в городе?

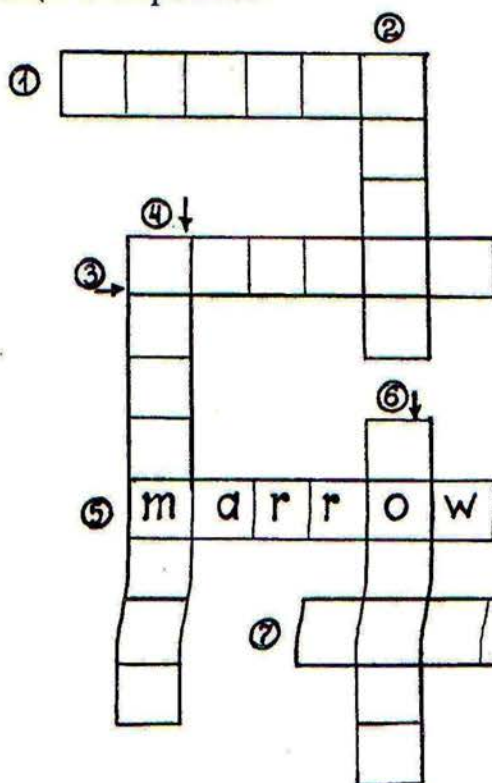
We can see many ...

- 7 Write in the words.
Вставь нужные слова.

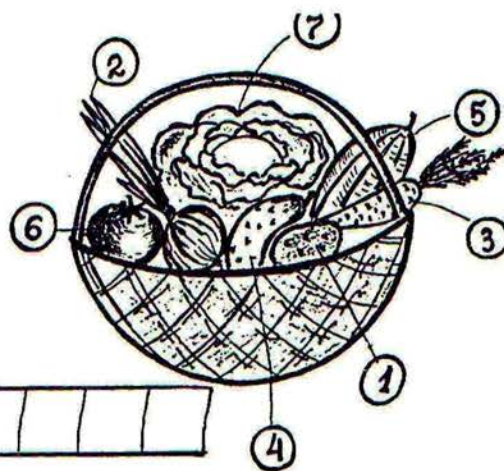
some of them many a lot of little big huge

1. Vicky has _____ friends.
2. _____ live in Yevpatoria.
3. You can see _____ beautiful roses in the garden.
4. Whales are _____ sea animals.
5. Jane is a _____ girl. She is only five. She has a _____ white Teddy-bear.

- 8 What vegetables can you see in the basket?
Какие овощи в корзинке?




CROSSWORD



UNIT 24

Uu [ʊ]



pudding



sugar



sugar-basin



full




empty




cockoo

put
pull
push



bush



pussy-cat

Read.
Прочитай.

put

tube

bunny

tulip

run

music

sugar

plum

supper

pupil

full

puppy

huge

funny

suit

supermarket

summer

student

butterfly


cucumber

FOOD


Bread and butter,
Eggs and meet,
Tea and lemon,
And a sweet,
Chocolate, pudding,
Cheese and fruit -
All these things are FOOD.




DINNER IS READY!



Bread is cut...



...tomatoes and cucumbers are washed.




Chicken is on the dish...



potatoes are boiled...



Pudding is on the table.



The vase is full of fruit.

Dinner is ready!

? Many people have dinner at home.
Sometimes they go to cafes
or restaurants.
Where do animals eat?
How and what do they eat?

Многие обедают дома.
Иногда люди ходят
в кафе или ресторан.
Расскажи, где едят животные?
Что они едят?

MR. STORK AND A PLATE, A POT AND A FORK

"Hello, Mr. Stork!
I brought you
a plate, a pot and a fork."



"Thank you a lot.
I need not a plate,
a fork and a pot.
Instead of your fork,
I use my beak.

It's long,
It's strong,
It's quick!

To bring me a pot!
What a silly thought!

I never cook!
I never look
at a cookery-book!
I do not have plates.

Early and late
I eat my frogs,
from bogs
on the logs!"



1 Write.
Напиши.

put

full

sugar

pudding

2 Write in the missing words.
Впиши пропущенные слова.

pull kitchen pudding cuckoos
Pussy-cat sugar
cake fruit full

1. Nina helps her mother in the _____.
They make a plum _____.
2. «Put this _____ on the table, Kate,» Granny says.
«And don't forget _____ basin.»
3. Darcie likes _____, she likes plums, grapes,
cherries, apples and bananas.
4. There is a _____ bottle of milk on the shelf.
5. _____ your stool to the table and sit still.
6. _____ live in the forest.
7. _____ drinks its milk under the table.

● Write in the words.

Впиши слова: *sweet, bitter, salt, sour* [sauə] – кислый, *black, white*.

1. Lemons and vinegar are _____
2. Pepper and onions are _____
3. Coffee can be _____ and _____
4. Jam, chocolates and lollipops are _____
5. Some people like _____ pork and _____ fish.

● Write the words.

Напиши слова.

sweet

bitter

salt

sour


● Complete the sentences.

Допиши предложения.



1. Pussy-Cat has _____
for her lunch and dinner. _____

2. Bill likes _____

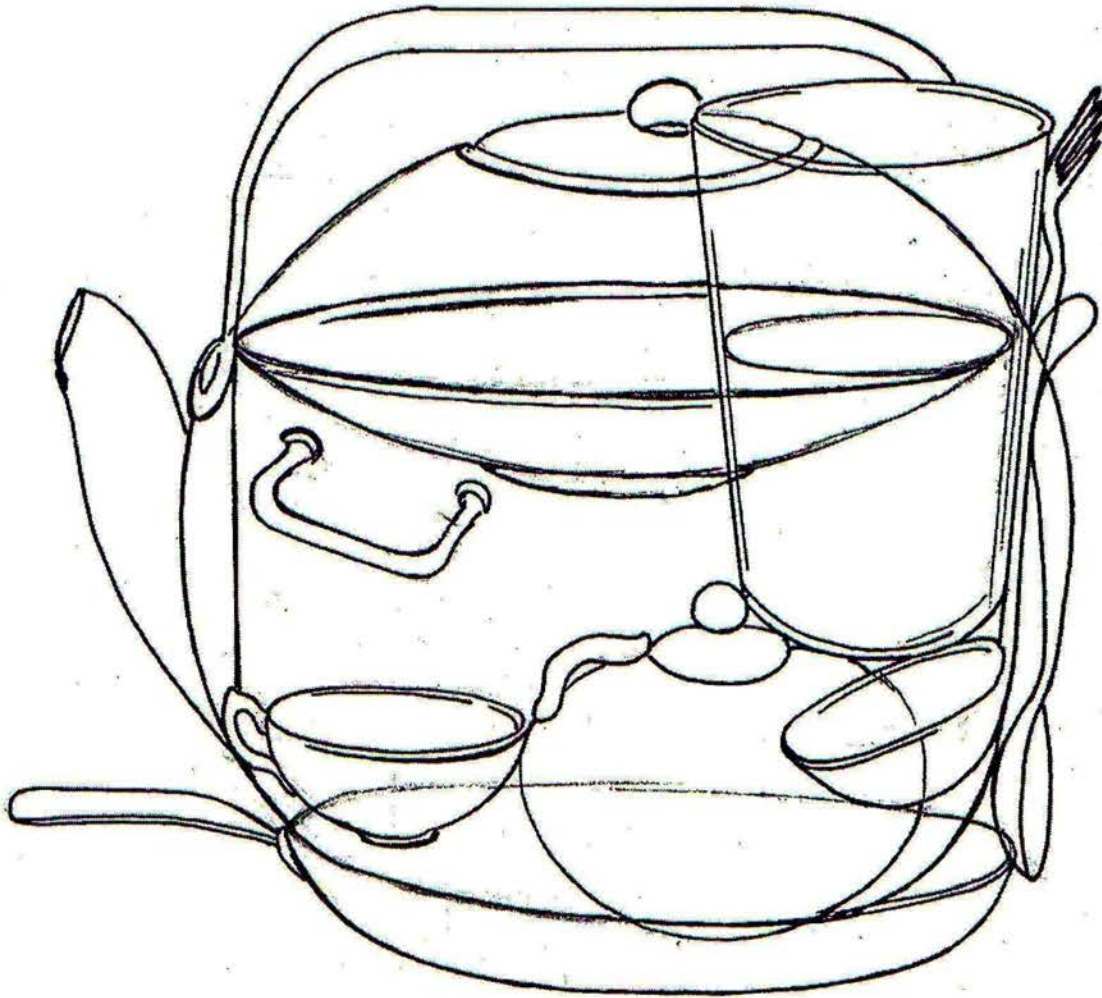


3. Vicky often drink _____ at school.
She likes _____

4. Elephants eats a lot of _____
They eat _____



- Find 10 things in the picture.
Найди на картинке 10 предметов.



1. a frying-pan _____

2. _____

3. _____

4. _____

5. _____

6. _____

7. _____

8. _____

9. _____

10. _____

UNIT 25

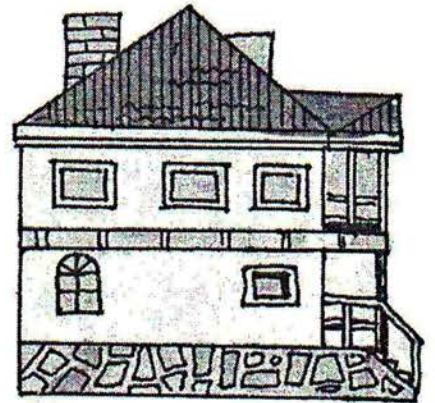
ou [aʊ]

out
around

house
mouse

a cloud


about
cloud




a house

MOUSE

What's this?
It's a house.
And what's that?
That's a mouse.
The mouse walks about,
And looks at the cloud.



IN THE BUSHES



There are many green bushes near the house. Vicky likes to play there. The bushes are so big! Pussy-Cat likes the bushes too. Pussy-cat hides there and looks at the sparrows in the green grass. She looks at Vicky and her toy-table too.

Vicky is going to feed Polly and Dolly. They are Vicky's dolls. Vicky puts two spoons, and forks on the table. She puts some plates with fish and boiled potatoes, a plate with meat and salad. There are some red tomatoes and green cucumbers, some jam and a plum pudding there. Such a lovely dinner! But Pussy-Cat does not like this dinner. She does not like food made of plastic. She likes milk and fish. And she wants to catch a fat sparrow!

Answer the questions.
Ответь на вопросы.


- ? Who likes to play in the bushes?
What dishes are on the table?
Why Pussy-Cat does not like them?
What does she like to eat?



Read.
Прочитай.

GOOD FOOD

Eat well. Eat more fruit and vegetables. Plums, apples, pears, cherries, grapes, peaches are fruits. Potatoes, tomatoes, carrots, cucumbers, onions are vegetables. They are good food. Try to eat them every day. Drink more fruit juices. Eat cheese, yoghurts, drink milk. Do not drink too much cola and fizzy drinks. Do not eat sandwiches, chips, pizza, sweets, cakes and ice-cream every day.



Look at the picture and name the fruits and vegetables.
Назови изображенные на картинке овощи и фрукты.
Попробуй объяснить английскую поговорку:

An apple a day keeps a doctor away.

- Write the words.
Напиши слова.

out

around

about

house

- Complete the sentences. Use the words below.
Допиши предложения, используя слова:

mouse black big round about grey grain white
house nice

1. A mouse is _____. It likes _____.
2. Clouds can be _____ and _____.
3. My _____ is big and very _____.
4. The Moon is _____ and _____ today.
5. A big _____ cat goes _____ the _____.

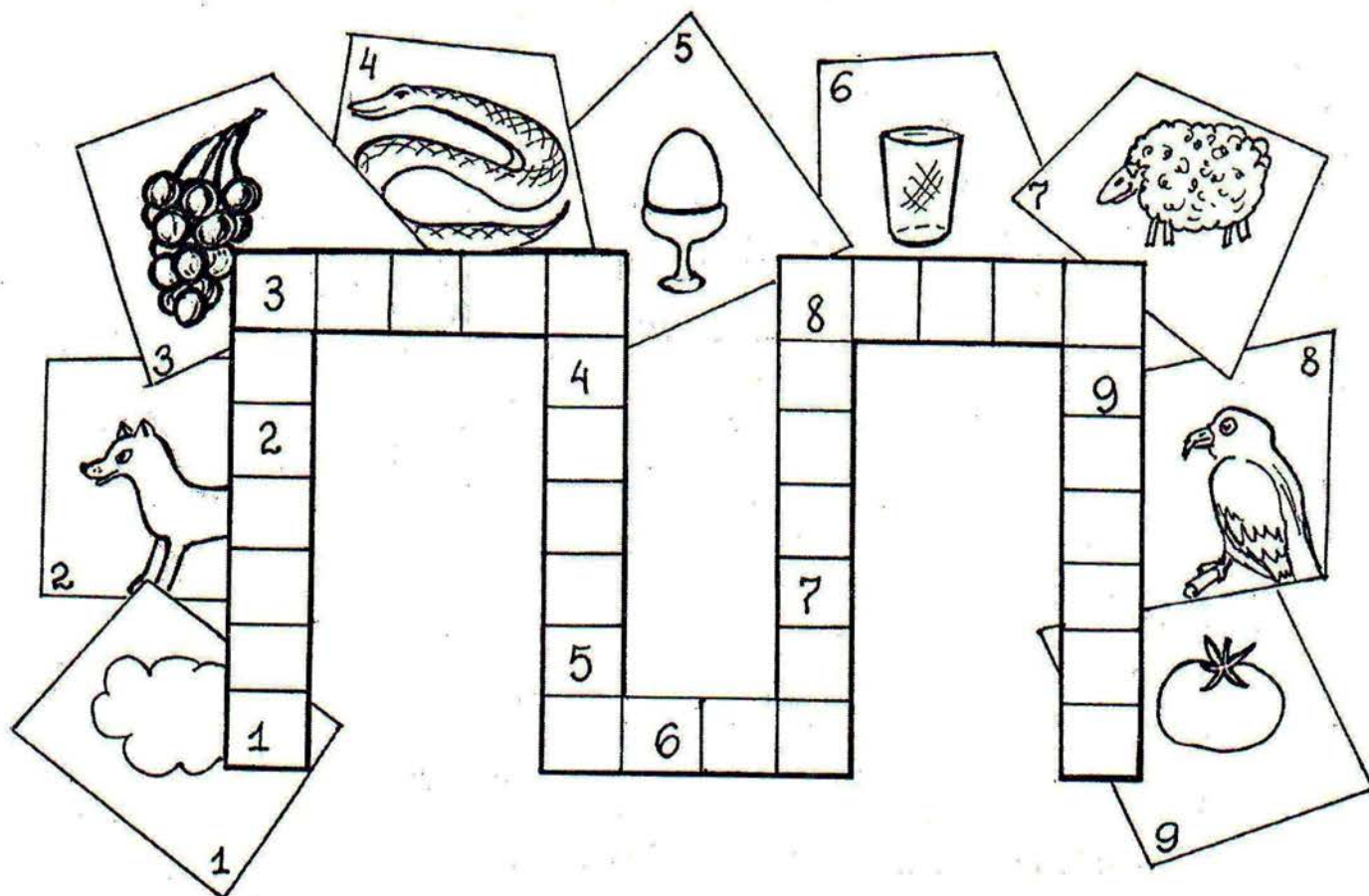
- Put the words in the right column.
Расставь слова по колонкам.

[əʊ]

[aʊ]

house go no mouse cloud photo bone around

CHAINWORD




5 Match.
Соедини.

- | | |
|--|-------------|
| 1. My Granny lives in a little | the sky. |
| 2. I see many clouds in | mouse. |
| 3. Pussy-Cat wants to catch a big | bushes. |
| 4. Vick likes to play in the thick green | house. |
| 5. Jack runs around the trees in | the garden. |

6 Read. Cross the wrong words in every line.
Вычеркни лишние слова.


house	mouse	rat	cloud	around
pudding	sugar	bush	pussy	tomato
museum	pupil	tulip	butter	cucumber
put	foot	bus	room	good

WHAT DO THEY EAT?




Mice eat . . .

UNIT 26



OW



[aʊ]

owl	how
cow	now
brown	town
down	wow!

[əʊ]

blow	low
grow	yellow
know	sparrow
slow	window
snow	rainbow

Read as [aʊ]:

A brown cow goes
down the town now.

Read as [əʊ]:

Winds do not blow,
and the slow snow falls
on the low slope.


Read.
Прочитай.

OWLS and SPARROWS



an owl

Owls are active at night. They feed on rats, mice and insects. Owls live in woods. Sparrows are active by day. Sparrows live in cities, towns and in the country. They feed on insects and seeds. Owls live in woods. Sparrows live in cities, towns and villages.



sparrows

Tell about birds that you know.
Расскажи о птицах, которых ты знаешь.

HOLIDAYS



Holidays can be in summer, in autumn, in winter and in spring. Darcie loves winter holidays best of all. She likes to ski and to skate. She likes to play snowballs and to make snowmen.

Read the poem.
Прочитай стихотворение.

WINTER HOLIDAYS

Children,
out-of-doors go!
Play together
in the white snow!
Hop and jump,
and run fast...
You are free
at last!
Take your sleds
and ride,
Down and down slide!



What holidays do you like best of all?
Describe your winter holidays.

- 1 Arrange the words.
Расставь слова правильно.

rainbow flower blow caw grow snow town house
sparrow cloud yellow know

brown

low

- 2 Cross the wrong words.
Какие слова лишние? Вычеркни их.

sister baby Dad Granny ~~cat~~ brother
dog clock elephant kangaroo giraffe
duck ostrich goose tooth sparrow hen
~~bat~~ bee fly mosquito butterfly ant spider
table ladle sofa bed shelf stool desk
cap cup plate sugar-basin spoon fork

- 3 Find and write the hidden words.
Найди и напиши спрятанные слова.



- 4 Write.
Напиши.

spring

summer

autumn

winter

seasons

- 5 Write in the missing words.
Впиши пропущенные слова.

In summer pupils have _____.

In _____ we can ski and skate.


In spring some birds make their _____.

In autumn children go to _____.

Ted likes all _____.


nests, holidays, winter, seasons, school

- 6 Write, using the words:
sunny, cloudy, cold, rainy weather, day, sky, autumn.
Подпиши рисунки.




UNIT 27


WHAT'S IT MADE OF?



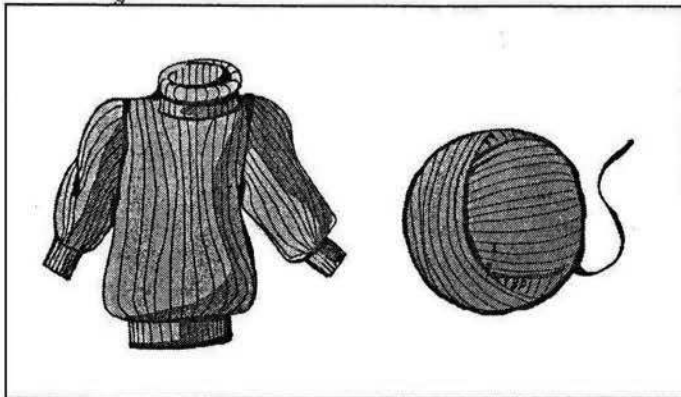
"What a nice kite! What's it made of?"
"My kite is made of paper.
Ted's kite is made of silk."



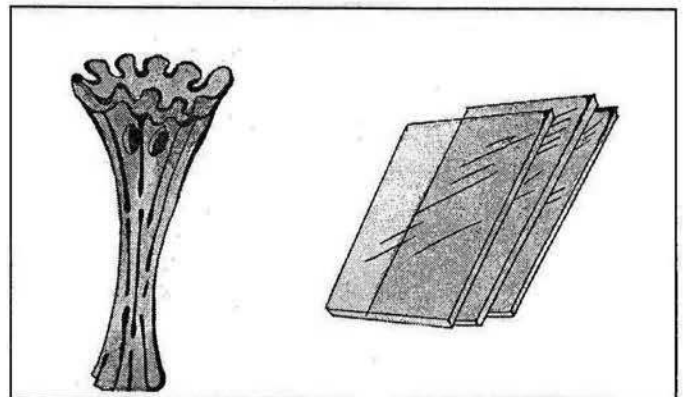
A chair is made of wood.




A fork is made of metal.



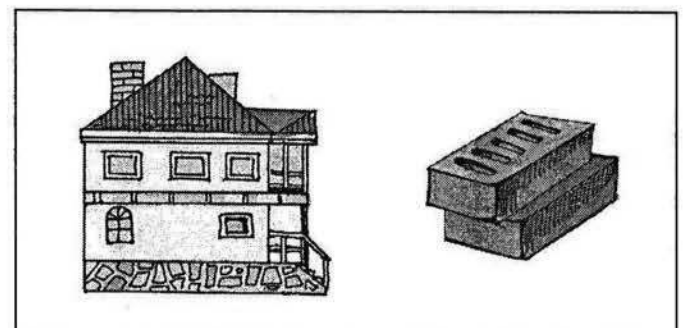
A sweater is made of wool.



A vase is made of glass.



A book is made of paper.



A house is made of bricks.

HOW MANY?

1 - one

5 - five

9 - nine

2 - two

6 - six

10 - ten

3 - three


7 - seven

11 - eleven

4 - four

8 - eight

12 - twelve



IN SUMMER

Vicky likes to go mushrooming. There is a very nice forest not far from her Granny's house. There are many animals there.

Look at the picture.

?

What animals can you see there?

Do bears live in this forest?

Can you see them in the picture?

Are there foxes and rabbits near the lake?

Count them.


How many birds can you find in the picture?

How many fish?

Can you see any frogs, snakes, hedgehogs there?

Do you like to go mushrooming?

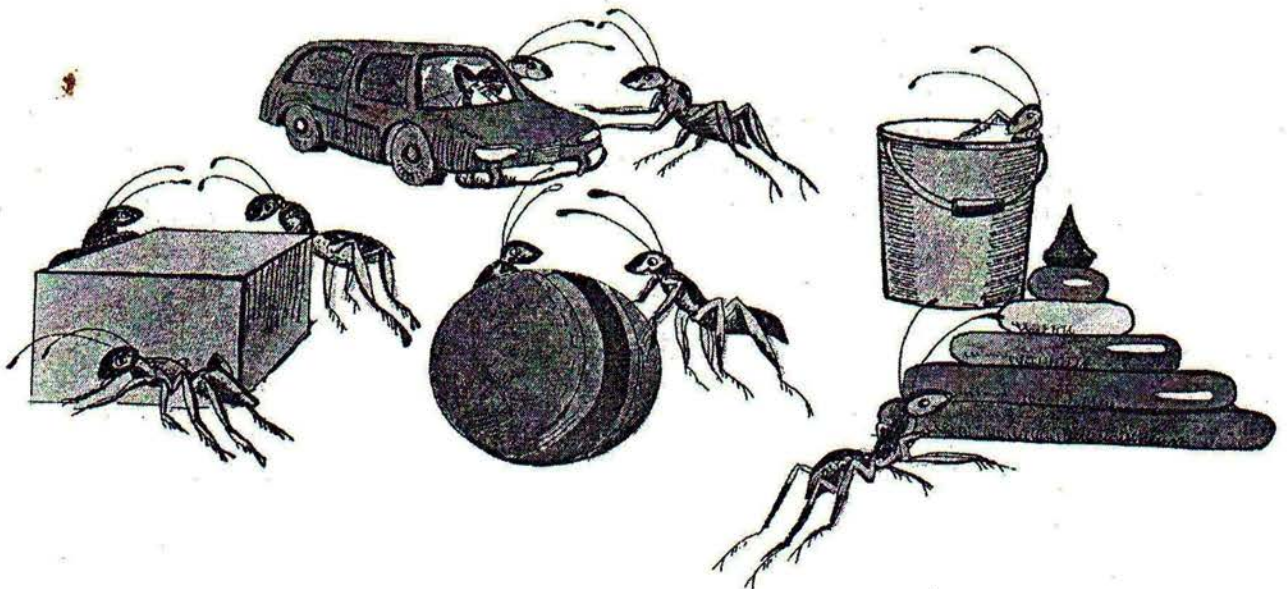
TEDDY-BEAR AND ANTS



"How many ants are there?"
Asks the bear,
Teddy-bear.

"Maybe five?
Or maybe, seven?
Eight or nine?
I see! Eleven!"

Help the bear,
Girls and boys,
Count the ants
Among the toys.



Answer the questions.
Ответь на вопросы.

- ? How many ants can you see in the picture?
How many toys?
What are they?
Are the ants big?

Match.
Соедини.

What is made of glass?

A table

a pan

a window

a gate

a vase

a ladle

a fence

a glass

a desk

a pencil

a rod

a needle

a tap

a bike

a bottle

a kettle

a shelf

a pen

a key

a sofa

a stool

a toy-car

a felt-pen

a ruler

a spoon

a bell

a pin

a cassette

a hook

a gas-stove

a bucket

a doll

a stick

a clock

a tube

a telephone

a gun

TV screen

What is made of wood?

What is made of metal?

What is made of plastic?

- Cross the wrong words.
Какие слова лишние? Вычеркни их.

- a) a bottle, a glass, a vase, glasses, a ~~desk~~
b) a needle, a frying-pan, a tap, jeans, a fork
c) a telephone, a book, a pen, a ruler, a doll
d) a table, a shelf, a wardrobe, a chair, a clock
e) a book, a car, a newspaper, a magazine

- Write:
Напиши:

1. What things are made of wool?

2. What things are made of paper?

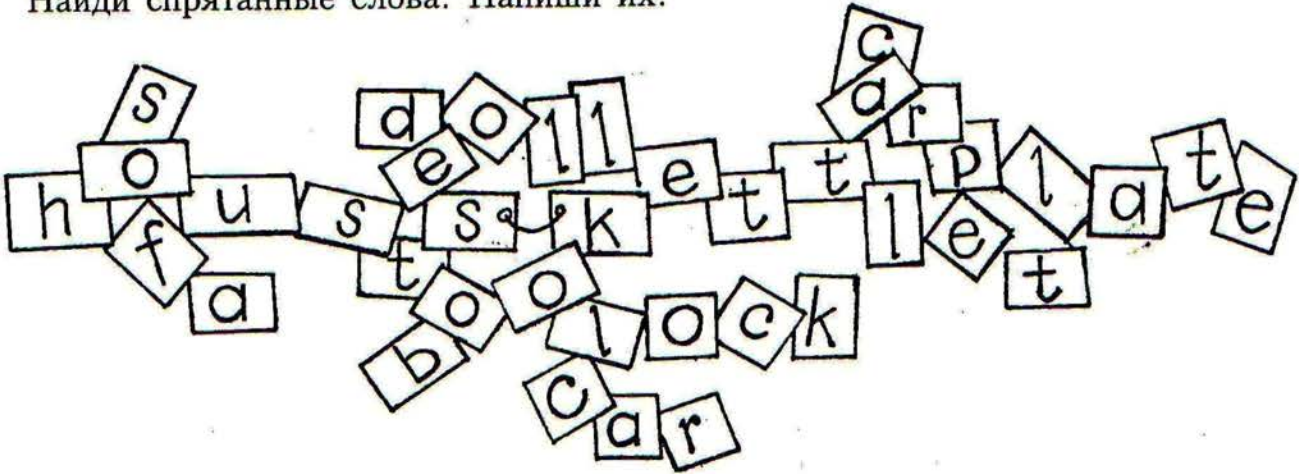
3. What things are made of metal?

4. What things are made of plastic?

5. What things are made of wood?

6. What things are made of glass?

- 4 Find and write the words.
Найди спрятанные слова. Напиши их.




1 _____	6 _____
2 _____	7 _____
3 _____	8 _____
4 _____	9 _____
5 _____	10 _____

- 5 Write in words.
Напиши цифры словами.

1, 3, 9, 2, 5, 7, 6, 4, 10, 8, 12

- 6 How many cherries? How many cucumbers?
Сколько вишен в банке? Сколько огурцов?





UNIT 28

[3:] -ir- , -er- , -ur-



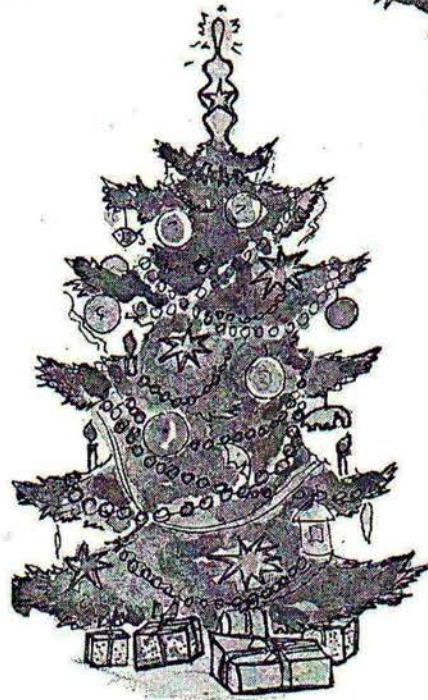
shirt



skirt



girl



fir-tree



bird

her
person

first
birthday

fur
turn



turtle


Read and translate.
Прочитай и переведи.

JEFF

Nick likes birds. He likes all birds. He likes big birds and small birds. He has got some books about birds. He has a pet. It is a big parrot. His name is Jeff. Jeff is green. Jeff is a very clever parrot. Jeff can speak.

MATILDA

Nina has got a pet too. It is a big turtle. Her name is Matilda. Matilda is brown and grey. The turtle is very slow animal. When it is cold, Matilda likes to sleep in her box near the lamp. It is warm there. The turtle like to eat carrot and green grass.



TWINS

Their skirts are red,
Their shirts are blue.
Two little girls are
Before you.
First girl is Pat,
Another is Mat.
Try to guess now,
Who is who?



?

How many persons can you see in the picture?

Are they girls or boys?

What are their names?

What colour are their skirts?

Are their shirts red?

Are they sisters?

Who is older?

Are they twin sisters?

What does it mean?

Do you have a twin sister?

Read.

Прочитай.

her

sister

turn

turtle

hot

first

fruit

tulip

bird

forest

shirt

horse

fur

porridge

short

birthday

for

person

skirt

brown

HAPPY BIRTHDAY!

Today is my birthday. I like this day.
I have a birthday party on this day.
I have a lot of presents!



presents



sweater

"It's for you, dear."

'Thank you, Mammy! What's this?
Oh, it's a very nice sweater! It's lovely!
And what's this? Such a big box!"

"It's Daddy's present."

It's a puppy! It's great! A nice
brown puppy! I love puppies.

My sister Lidia gives me a new doll. My brother Ted
brings a toy-turtle. It's funny. It's a pity, it is not alive.
I thank them. "Let's go to the kitchen. The puppy is hungry.
I want to feed my puppy. It's wonderful!" I am happy.




turtle

**MANY HAPPY RETURNS
OF YOUR BIRTHDAY!
HAVE A WONDERFUL
BIRTHDAY!**



puppy



Happy birthday
to you,
Happy birthday
to you,
Happy birthday,
dear Kitty,
Happy birthday
to you!

Speak about your birthday.
Расскажи о своем дне рождения.

● Match.
Соедини.

girl	[bɜ:d]	fur	[tju:'lɪp]	porridge	['pɜ:sn]
milk	[baɪt]	funny	[tɜ:tl]	person	['pɜ:ridʒ]
bird	[gɜ:l]	tulip	[tɜ:n]	her	[hi:]
bite	[fɜ:st]	turtle	[fʌnɪ]	help	[hɜ:]
first	[mɪlk]	turn	[fɜ:]	he	[help]

● Write the words.
Напиши

girl

bird

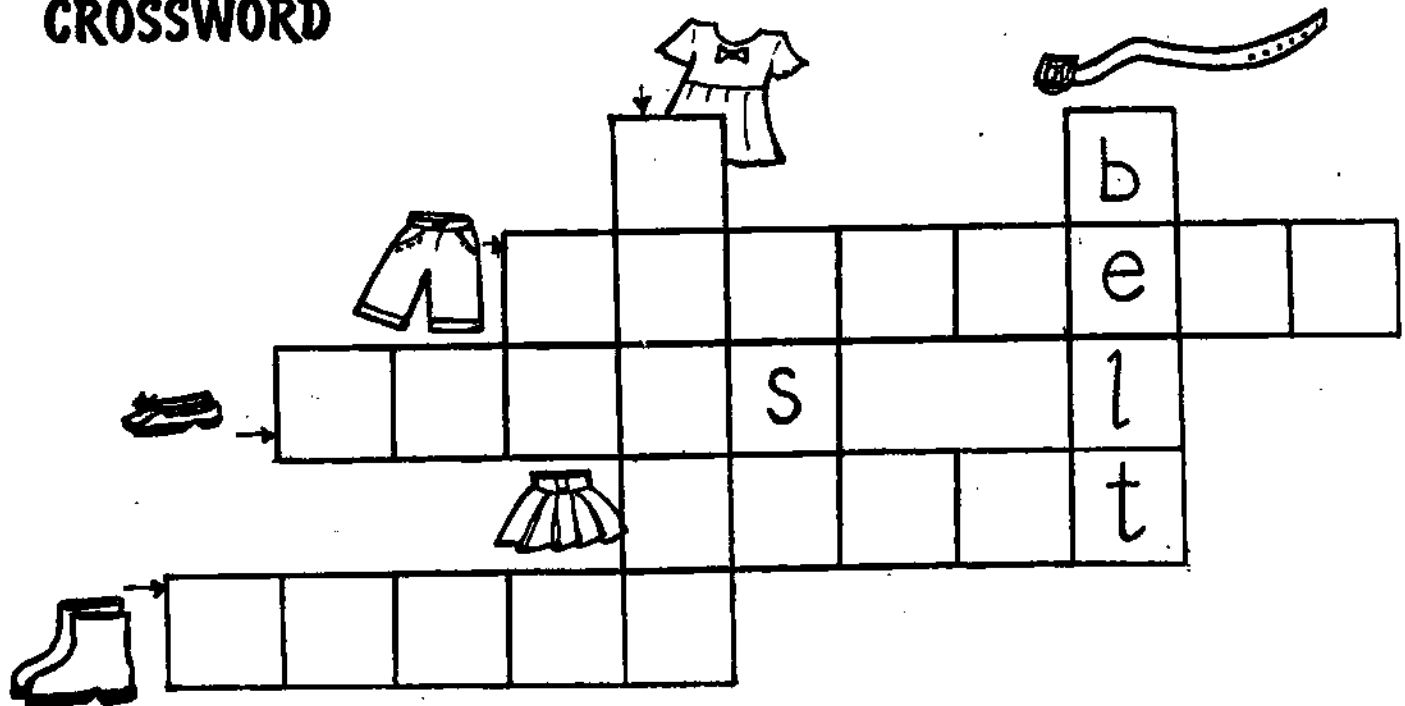
her

turn

birthday party

How old are you?

CROSSWORD



- Answer the questions.
Ответь на вопросы.

1. What is your name?

2. Where do you live?

3. Do you have sisters and brothers?

4. What are their names?


5. Do you have a pet?

6. What is his name?

- Write about your pet. Draw him.
Напиши рассказ о своем любимце. Нарисуй его.

My Pet

Handwriting practice lines for the text "My Pet".



- Write the words in the correct order.
Составь из слов предложения.

1. green sofa a big see I the room in .

2. big my is house .

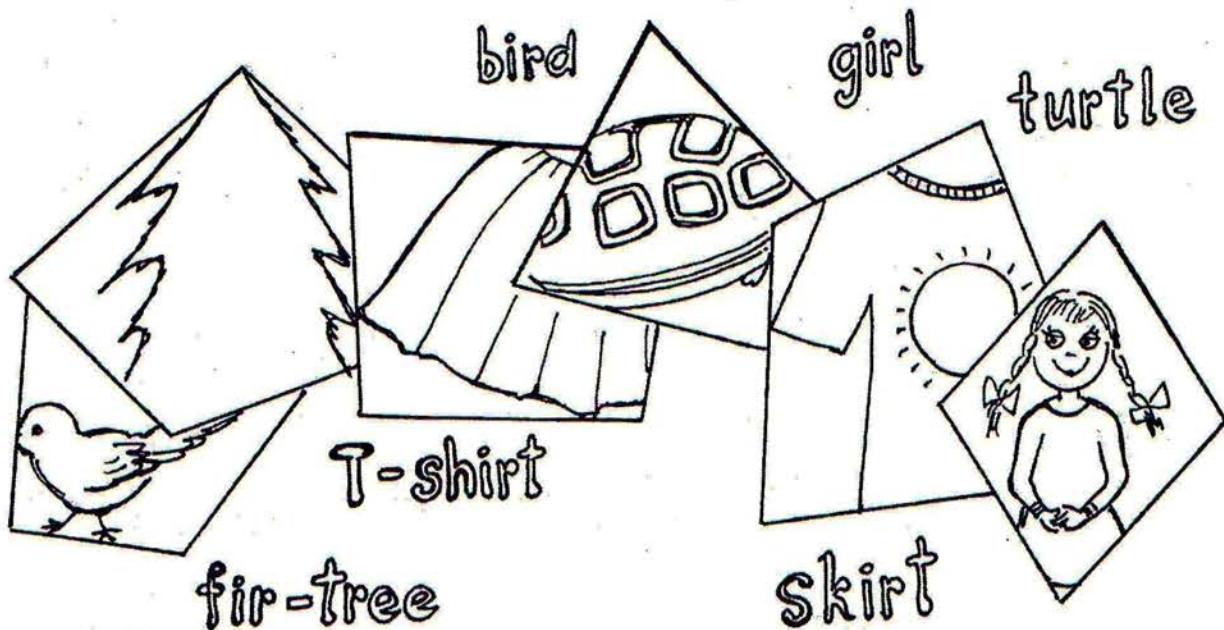
3. are there shelf plates many on the .

4. new have got I a TV-set .

5. lovely what a is carpet floor on the !

6. Whose are toys on the shelf ?

- Match.
Соедини.



UNIT 29

WHOSE?



	I	II		I	II
I	my	mine	we	our	ours
you	your	yours	you	your	yours
he	his	his	they	their	theirs
she	her	hers			
it	its	its			



It is **my** book.
 It's **his** bike.
 It's **her** rabbit.
 It's **your** parrot.
 It's **our** room.
 It's **their** house.

This book is **mine**.
 This bike is **his**.
 This rabbit is **hers**.
 This parrot is **yours**.
 The room is **ours**.
 The house is **theirs**.

SUSAN'S FAMILY





Susan lives in Canada. Her family lives in Toronto. It is a very big city. Her father's name is Kevin. He is a driver. He drives a big truck. Susan's mother is a teacher. Her name is Margaret. She teaches English at a primary school. She likes her pupils and her school. Susan's baby brother Mike is little. He is only two years old. Susan is eight.

Read.
Прочитай.

IN THE CLASSROOM

You read this book,
This book is yours.
Your friend takes a pen.
The pen is hers.
Look here and there,
At the blackboard
 and flowers,
At the desks and maps -
This classroom is ours.



CHILDREN, YOUR THINGS ARE EVERYWHERE!



"Whose pen is this?"

*"It is Bill's pen, Mammy.
And this is his copy-book."*

"Bill, are the pencils Jane's?"

*"No, they are not.
These are my pencils.
They are mine."*

"Is this your schoolbag?"

*"No, this isn't my schoolbag.
It's Jane's. It's her schoolbag.
It's hers".*

"Are these books children's, Tom?"

"Yes, these are theirs books, dear."

"And whose camera is this?"

"This is our camera. It is ours."

"No, it's Bill's camera!"

*"Bill and Jane! Tidy up your rooms!
Your things are everywhere!"*



- 1 Complete the table.
Заполни таблицу.


I	my	mine	we		ours
You		yours		your	
	His		they		theirs
She	her				

- 2 Write in the missing words.
Вставь пропущенные слова.

1. This is Nina's hat, and that is ... scarf.
2. This is Dad's jacket, and that is ... camera.
3. These are children's shells and these are ... stones.
4. ... are Granny's cups and these ... plates.
5. These ... Jane's dolls and this is ... pink dress.
6. This ... our car and this is ... house.
7. These ... their hens, and ... are ... cocks.

- 3 Find one of the seasons.
Найди одно из времен года.

CROSSWORD



- 4 Complete the sentences.
Допиши предложения.

"Give me that pen. It is"

"No, it is not That is Kate's pen."

"It isn't ... , ... pen is black, that pen is blue. It is ... pen."

my mine her hers your yours

- 5 Write.
Напиши.

grandmother

grandfather

sister

brother


- 6 Write about your family.
Напиши о своей семье.

MY FAMILY

My mother's name is ...

My father's name is

WHOSE THINGS ARE THEY?



It is Nina's ... The ... is hers.

UNIT 30

WHAT ARE YOU GOING TO DO?



I am
You are
He is
She is
We are
You are
They are


going to (do)

I am going to the park now!

You are going to play chess.



He is going to clean his room.



She is going to water her flowerbed.



We are going to feed our chickens.

They are going to paint the room.



What are you going to do?

Speak about your plans
for tomorrow;
for the next week;
for the next month.

Расскажи о своих планах
на завтра;
на следующую неделю;
на следующий месяц.

I AM GOING...



Ted: "Hello Lizzie! How are you?"

Liz: "Hello Ted! I am fine. And you?"

I am sorry, I have no time to talk to you.

I am going to do the shopping.

Our family is going to London on Saturday.

We are going to buy some clothes.

I need a new sweater, new jeans, shorts and a T-shirt. And we are going to buy some presents too.

We are going to buy a nice toy for my little cousin Lily.

She lives in London.



And what are you going to do next week?"

Ted: "I am going to Yevpatoria. This place is at the Black Sea."

Liz: "Oh, it's great! What are you going to do there?"

Ted: "I am going to take part in the Children's Festival. Many children are going to take part in it."

Liz: "Wow!"



- 1 Write the words.
Напиши слова.

Sunday

Monday

Tuesday

Wednesday

Thursday

Friday

Saturday

- 2 Complete the sentences.
Допиши предложения. Используй *to be going to*.

The weather is hot. I am going to swim in the sea.
On Saturday we ...

Lizzie ...

Vicky ...

Ted ...

They ...

to buy new jeans

to take part in the Children's Festival

to visit our friends


to swim in the sea

to meet in Yevpatoria

to feed Granny's hens

- 3 Read, paint and write.
Прочитай, раскрась и напиши.

1. Lizzie wears glasses, an orange T-shirt and blue jeans.
2. Vicky often wears shorts in summer.
3. Ann likes her new red dress.



It's _____ It's _____ It's _____

- 4 Cross the wrong words.
Вычеркни лишние слова.

present	sweater	jeans	T-shirt	scarf	mitten
play	take	eat	girl	buy	see
minute	week	sun	day	year	month
sister	puppy	grandma	brother	dad	baby

- 5 Match.
Соедини.

- | | |
|-------------------------------------|-------------------------------|
| 1. We are going | to walk with his puppy |
| 2. Nina is going | to cook dinner. |
| 3. Mother is going | to play with her dolls. |
| 4. Grandma and grandpa
are going | to read a new English text. |
| 5. Ted is going | to visit their grandchildren. |

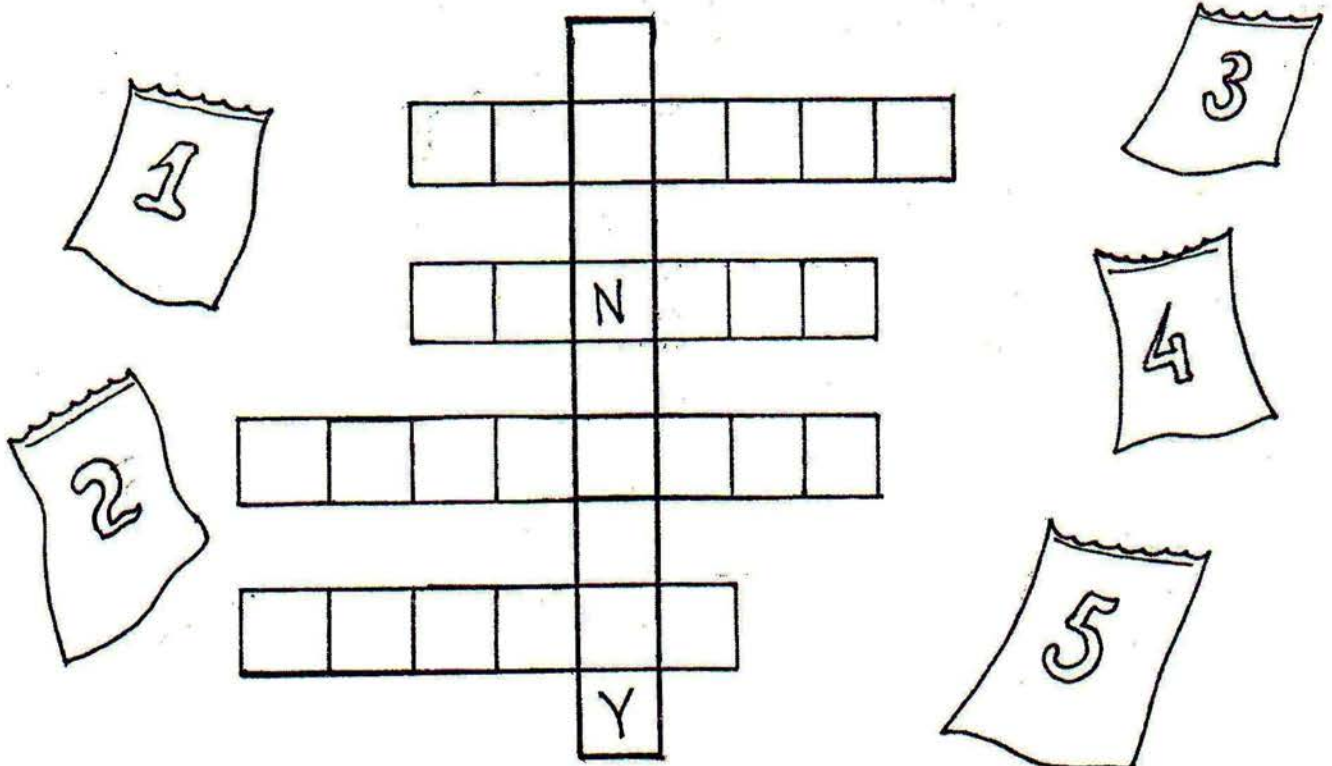
- 6 What are you going to do on Sundays?
Что ты собираешься делать в воскресенье?

(to play computer games, to visit your friends, to watch TV, to swim in the swimming pool, to read books, to play football, to walk in the park, to work in the garden, to ride bicycle, to do homework, to sleep all day)

On Sunday I

- 7 Какой из рабочих дней недели самый длинный?


CROSSWORD



UNIT 31

-ng [ŋ]

sing	morning
song	evening
long	spring
strong	king




king

-nk- [ŋk]

drink	monkey
pink	donkey
think	among
thank	



monkey



donkey

Let's play!

Two teams make stories about monkeys and donkeys.

(What do you know about monkeys and donkeys?

Where do they live?

What do they eat?

What do they like to do?

Are they friends?)

Whose story is the best?

A MONKEY AND A SONG

"Sing a song, Little Bird," asks a princess looking at Little Bird in the bushes.

"Oh, I can't. I have lost all my songs. I have lost my voice," Little Bird says sadly.

"It's a pity. Spring is much better, when you sing your beautiful songs."

"I know how to help you, Little Bird," says a funny brown monkey looking out of the bushes. "Fly to the lake in the heart of the forest and drink some water. It can help you."

"Listen, what a wonderful song!" says the King to the princess next morning. "Now I see spring is the best season in my land. I love these songs very, very much!"

"We must say thanks to a little funny monkey, who lives in your garden," the princess answers.


"But darling, monkeys cannot sing!" the King says.




Read and retell the story.
Прочти и перескажи сказку.

- ?
- Who sings in the King's garden?
 - Who has lost its voice?
 - How does a funny brown monkey help to Little Bird?
 - What season is the best for the King?




LIZARDS



What colour are the lizards?
They can be green and yellow,
They can be red and brown,
They can be blue and gray.



But some of them
Change colours
They can be very different!
They can be green and yellow,
They can be red and brown,
They can be blue and gray
During one day!



? What colours are the lizards?
Are they big animals?
Where do they live?
Do they like to lie in the sun?
Can they fly? Can they swim?
Do you like them?

- 10 Put the words in the right order.
Поставь слова в правильном порядке.

1. Monkeys funny very are animals .

2. new What do think my dress you about ?

3. ears and Donkeys short legs long have.

- 21 Write *right* or *wrong*.
Напиши *right* или *wrong*.

Princesses live in the forest. *wrong*

Little Bird cannot fly.

Little Bird has lost her voice.

It's cold winter.

There is nobody in the forest.

A funny brown monkey hides in the bushes.

Little Bird can sing wonderful songs.

Monkeys can sing very well.

- 22 Write in the words. Use the text. Who says these words?
Пользуясь текстом, впиши пропущенные слова. Кто их говорит?

"Sing a _____, Little Bird!"

"Fly to the lake and _____ some water.

"_____ is the best time in my land!"

"We must say _____ to a little funny
_____ from your garden."

- Complete the sentences.
Допиши предложения.

Mother's Day is in ...

Christmas Day is ...

New Year's Day is ...

My birthday is ...

My mother's birthday is ...

My father's birthday is ...

School starts in ...

My spring holidays are in ...

My summer holidays are in ...

*January, February, March, April, May, June, July, August,
September, October, November, and December.*

- Read. What is right? What is wrong?
Прочитай. Что верно? Что неверно?

Apples are blue. Cats eat chocolates.

Pigs can fly. Frogs can jump and swim.

The sun is cold like ice. The Moon is hot.



- 6 Write in the right words.
Впиши нужные слова.

Crocodiles can be _____

Bears are _____

Polar bears are _____

A mouse can be _____

Foxes are usually _____

A fir-tree is always _____

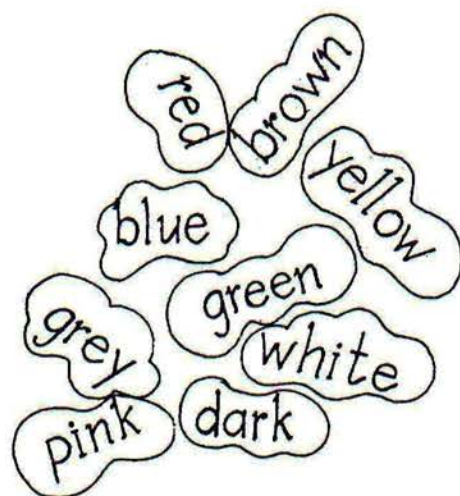
Little pigs are often _____

Ripe bananas are _____

The sky can be _____, when the weather

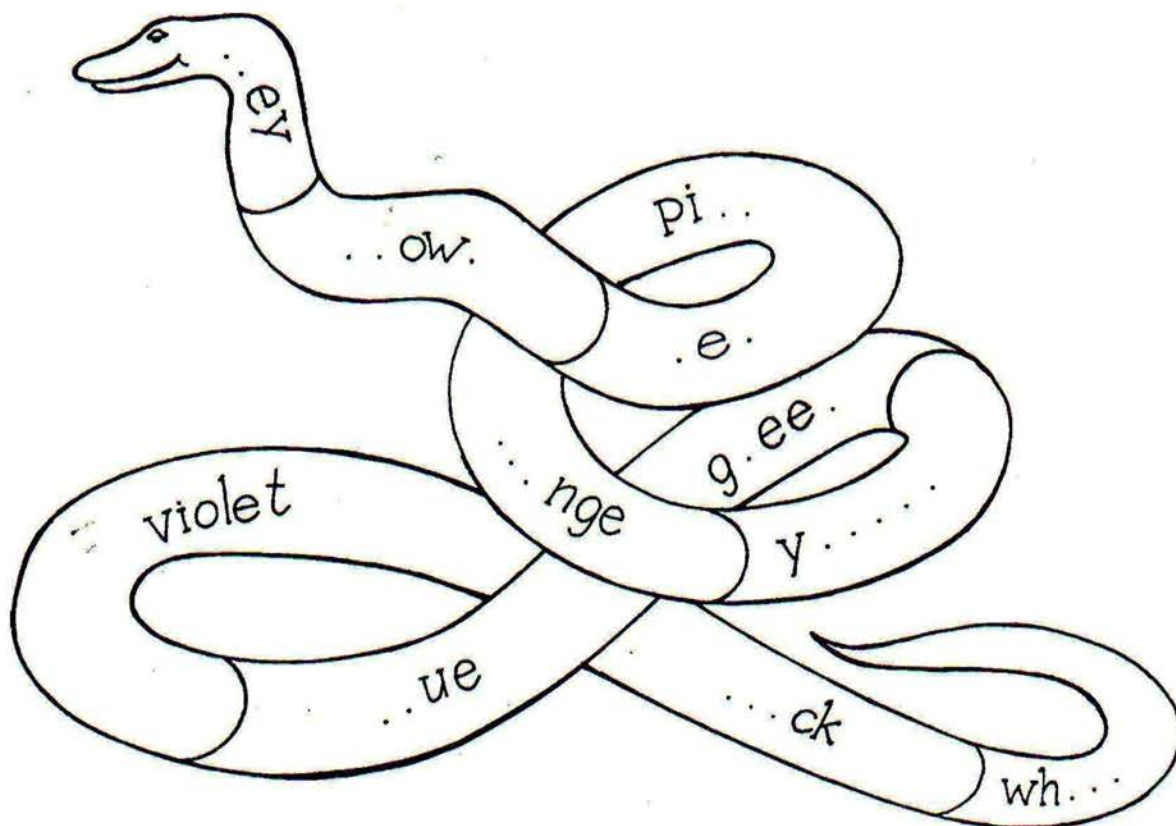
is sunny, and _____, when the weather is rainy.

It is _____ at night.



- 7 Paint and finish the words.
Раскрась и допиши слова.

MAGIC SNAKE




UNIT 32


-gh- [-]

night
right
fight

sight
light
high



light




night

OPPOSITES

В английском языке, также как и в русском, есть пары слов противоположных по значению. Например: *day – night* (день – ночь).

В английском языке такие слова называются *opposites*.



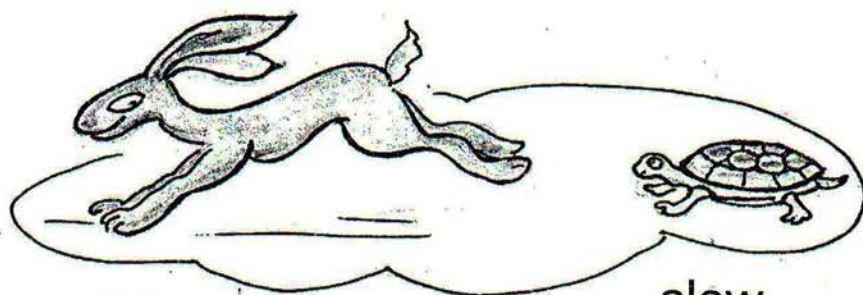
The cat is big.
The mouse is small.



The red pencil is short.




The black pencil is long.




fast

slow



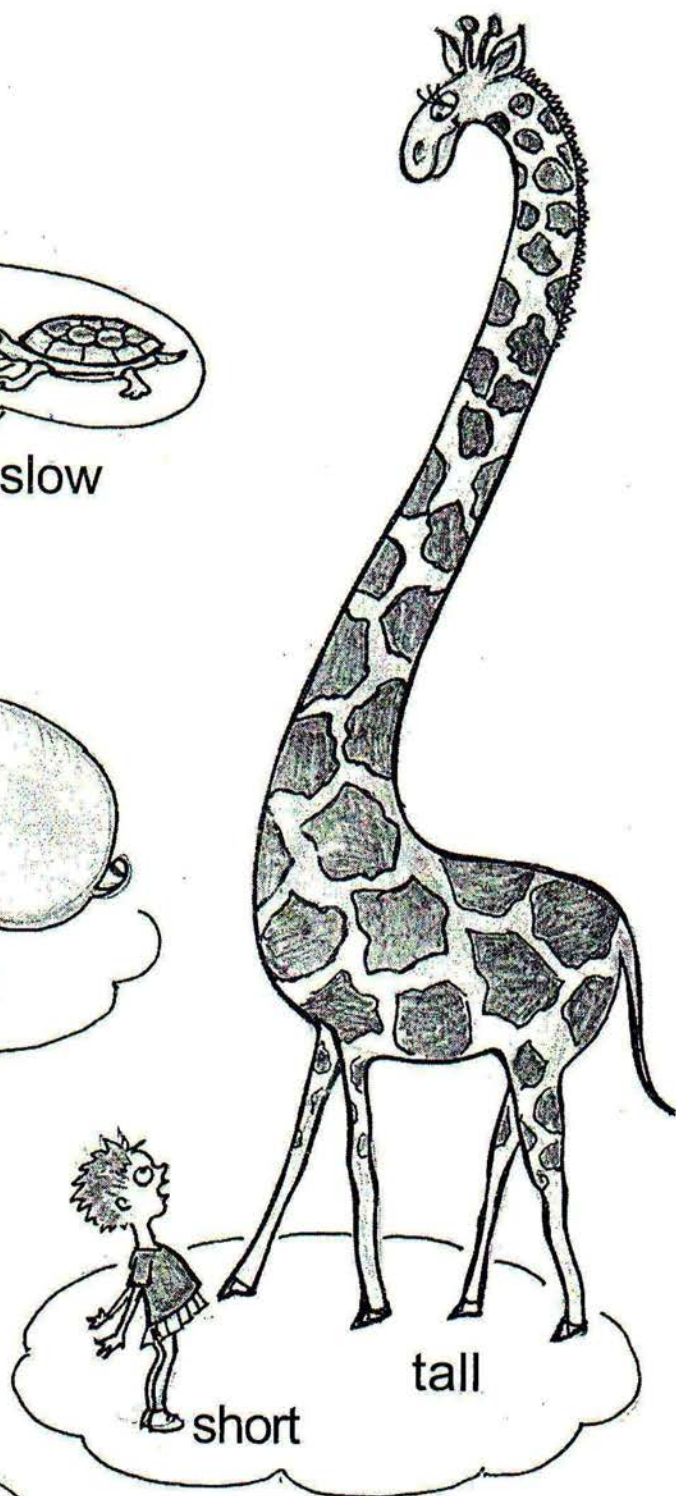
thin

fat



strong

weak



short

tall

Read. Give your examples.

Прочитай. Приведи свои примеры.

big – small

long – short

fast – slow

on – under

tall – short

strong – weak

fat – thin

here – there


high – low

good – bad


new – old

black – white

TRY TO FIND



Look at the animal
And try to find:
Is it black or
Is it white?



Look at the birds
And try to find:
When do they fly?
By day or at night?


Look at the words
And try to find:
Which is wrong?
Which is right?



Read.
Прочитай.

night	try	fly	sight	pie
hide	right	find	ice	light
time	write	fine	nice	kite
my	white	alive	mice	bite

- 1 Match. Complete the sentences.
Соедини. Дополни предложения.



- 2 Write in the right words. Write prepositions.
Напиши цифры словами. Допиши предлоги.

1. There are (6) _____ apples on the table.
2. There are (2) _____ cats un... the table.
3. There are (3) _____ rabbits bet... the table.
4. There are (9) _____ glasses in the cupboard.
5. There are (8) _____ flags bet... the balls.
6. There are (4) _____ pens ... the pencil-box.
7. There is (1) _____ ruler on the right.
8. There are (12) _____ books ... the shelf.
9. There are (5) _____ parrots inside the cage.
10. There are (10) _____ balls in the middle of the room.
11. There are (7) _____ bananas near the glass.
12. There are (11) _____ cherries ... the basket.


- 3 Find the opposites. Match them.
Найди слова противоположные по смыслу. Соедини их.

black	night	father	bad
old	little	man	wrong
big	white	right	brother
day	boy	winter	mother
cold	under	sister	woman
girl	behind	good	summer
on	young	open	cool
in front of	hot	warm	closed

- 4 Напиши предложения со словами:
day – night, cold – hot

UNIT 33

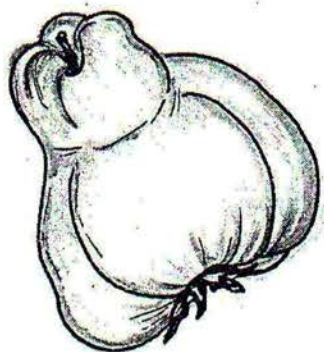
qw [kw]




quill



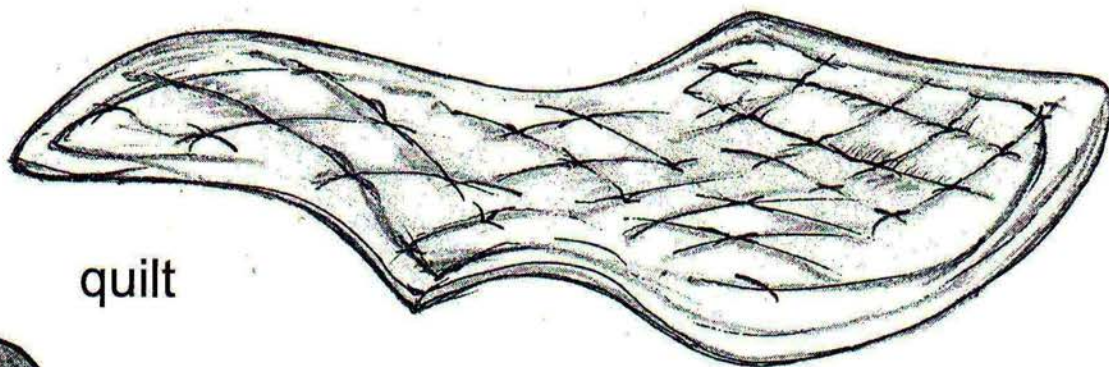
queen



quince



squirrel



quilt



question
mark

queen
question
quince

quiet
quick
quill

quiz
quilt
squirrel

Read and retell the story.
Прочти, перескажи сказку.

AN INTERESTING BOOK



"Is it an interesting book?" Ted asks.
"Yes, it is," Mary answers.
"What about is this book?"
"It's about the Queen of Fairland, and her wonderful garden full of miracles."
"I see a picture of snakes on the cover of the book. Is this story about snakes too?"

"Oh, you ask too many questions, Ted! Please, be quiet! I want to get to know what happens in the Queen's Palace."

"And what is going on there?"

"The Queen has a magic tree.

It's a quince-tree with seven golden quinces. Seven poisonous snakes guard the magic fruits day and night. Nobody can steal them. The quinces give eternal life and youth. A bad wizard brings a mongoose to the Queen's Palace..."

"What a great story! I like it!

Can you give me the book to read?"

"Of course, I can. But not now.

At first I want to read it myself!"

a wizard



a mongoose

Read.
Прочитай.

queen
green
great
quick
right

kitchen
question
wizard
mongoose
squirrel

quiet
night
garden
guard
gate

quiz
kick
king
quill
light

keep
quilt
clock
high
quince

NUMERALS

one – *first*

two – *second*

three – *third*

four – *fourth*

five – *fifth*

six – *sixth*

seven – *seventh*


eight – *eighth*

nine – *ninth*

ten – *tenth*

eleven – *eleventh*

twelve – *twelfth*



1st

SIX FISH

4th

2nd

Six little fish
Live in the bowl.
The first is red,
The second is brown.
The third is green,
The fourth is white,
The fifth is yellow,
The sixth is striped.

5th

3rd

6th

Read the poem. Speak about fish.
Прочти. Опиши аквариум.

- Find the hidden words. Write them.
Найди спрятанные слова.
Напиши их.

q	u	e	s	t	i	o	n
u	m	b	r	e	l	l	a
i	c	e	e	l	j	a	m
n	o	l	e	t	a	m	e
c	o	l	t	r	a	p	a
e	l	e	p	h	a	n	t



- Write in the missing words.
Впиши пропущенные слова.

garden, questions, magic, Queen, quinces, quiet, quince-tree

- This book is about _____ of Fairland
and her wonderful _____
- You ask too many _____, Ted!
- Please, don't be noisy, be _____.
- The Queen has a _____, it's a tree with seven
golden _____.

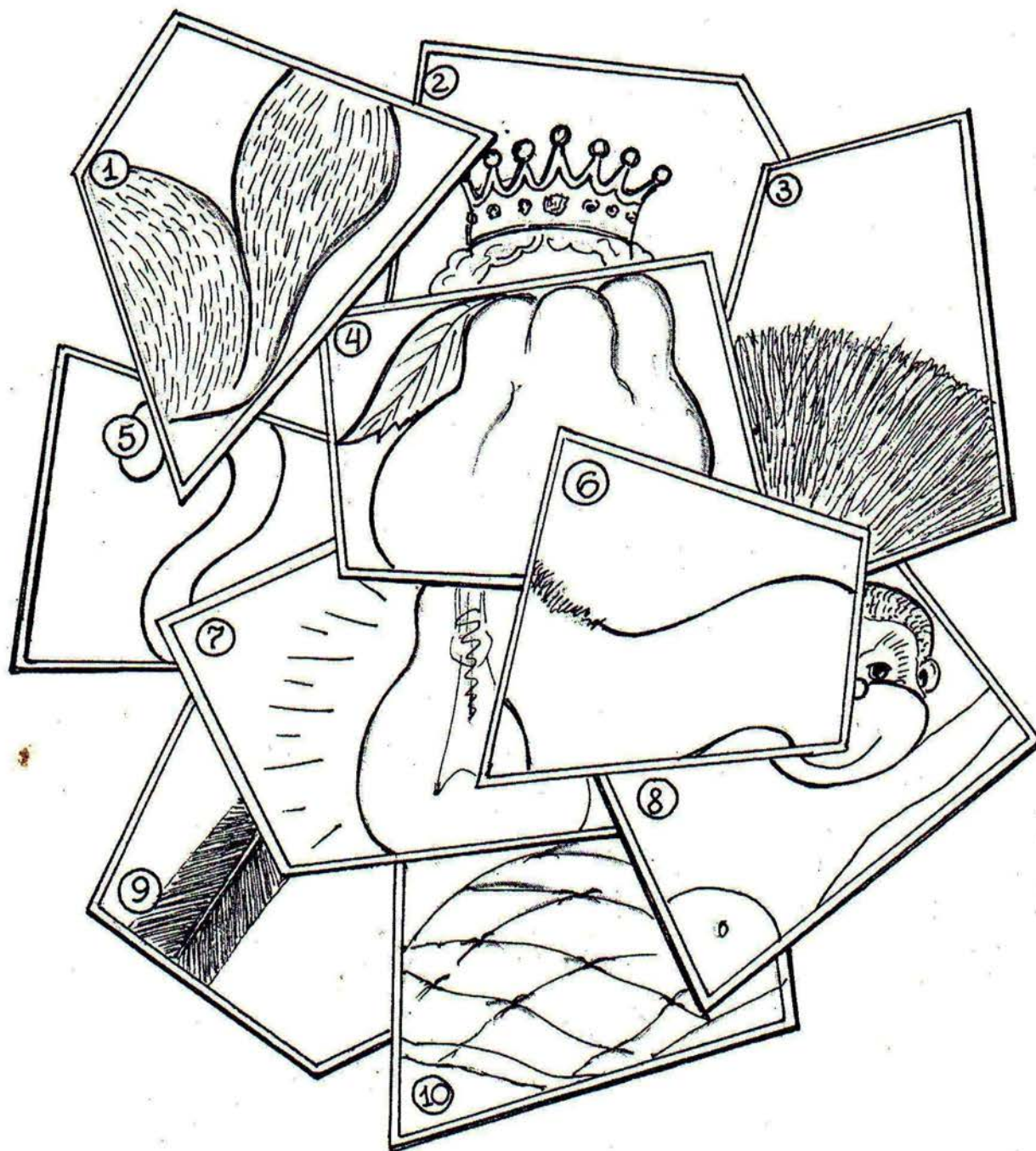
- Write the words in the correct order.
Поставь слова в правильном порядке.

- mongooses animals big Are ?

- see I snakes on the cover of the book

- 4 Write
Напиши.

WHAT'S THIS?



1. _____
2. _____
3. _____
4. _____
5. _____

6. _____
7. _____
8. _____
9. _____
10. _____

- Write.
Напиши.

Squirrels are quick.

The Queen has a quince-tree.

Quiz is a contest.

- Write in the missing words.
Впиши пропущенные слова.

1. Vicky has two rabbits. The _____ rabbit is black. The _____ rabbit is white.

2. People have _____ hands, _____ legs, _____ fingers and _____ toes.

3. March is the _____ month of the year. _____ is the fifth month.

December is the _____ month.

_____ is a very hot month, _____ is cold.

4. Autumn months are _____

Spring months are _____

- Make some questions, using the words:
Придумай вопросы со словами:

*What? Where? When? How many? Who? Why?
Can you? Can he? Can she? Is there? Are there?*


UNIT 34

- ture [tʃə]


picture
sculpture
literature

creature
temperature
adventure

future
nature



a picture



"The planet is very poor. I think there is no any intelligent life here. It is too high temperature here."


"These strange creatures are from the planet Earth. I think they like adventures!"

intelligent life – разумная жизнь

strange – странный


Earth – Земля

THE YEVPATORIAN FESTIVAL



The Children's Festival in the Crimea is held every year. In summer children from many countries of the world come to Yevpatoria.

They take part in many performances. They sing songs, play many musical instruments, dance and show their pictures and sculptures. They take part in contests and sport competitions. They are happy.



THE FESTIVAL PLANS



Pat:

What are you going to do at the Children's Festival, Ted? And you, Nick?

Ted:

We are going to play in our orchestra. I play the flute, Nick plays the piano. I am going to sing some songs.

Nina:

I want to show my new pictures.


Vicky:

I am going to dance. I love dancing.



Pat and Mat:

We are going to show you our new play "The Twins".




What are you going to do in summer?

Tell what you like to do.

Что ты собираешься делать летом?

Расскажи, что ты любишь делать.

IN THE CAMP



All children, who come to the Children's Festival, live in the children's camp on the seaside. The camp is very big and nice. All boys and girls can see the Black Sea from the windows of their rooms. In the evening they go to the playground. It is a special party today. They can't wait for the bonfire. Children like bonfires.

Describe the picture.
Опиши картинку.

1 Match.
Соедини.

picture	['kri:tʃə(r)]
nature	[əd'ventʃə(r)]
literature	['litrətʃə(r)]
creature	['skʌlptʃə(r)]
sculpture	['neɪtʃə(r)]
adventure	['pɪktʃə(r)]
future	['fju:tʃə(r)]

2 Write.
Напиши.

nature

literature

picture

adventure

3 Write in the missing words.
Напиши. Вставь пропущенные слова.

1. People can see many _____ and
_____ in the National Museum.

2. My sister is sick. _____
She has a high _____

3. In the near _____ Pat and Mat are going to
take part in a new show.

4. I like English, Mathematics and Russian

5. My brother likes _____



- Write in the missing words.
Впиши пропущенные слова.

?

tomorrow *today* *yesterday* *now*

1. Nina is going to see some sights _____.
2. _____ is Dad's birthday.
3. Start writing just _____!
4. Vicky was very busy _____.
5. _____ is Sunday.

was – была

- Match.
Соедини.

- | | |
|--------------------------------|--------------------------|
| 1. The Children's Camp is | in the sea all day. |
| 2. All boys and girls can swim | the bonfire. |
| 3. In the evening all of them | the big stars in the sky |
| | at night. |
| 4. All of them like | on the seaside. |
| 5. It is great to see | go to the playground. |

- Find 10 words.
Найди 10 слов.

f	e	s	t	i	v	a	l
l	c	h	a	p	p	y	i
u	a	o	s	o	n	g	f
t	m	w	a	v	e	o	e
e	p	i	a	n	o	s	e

UNIT 35

-tion [ʃn]

dictionary


dictation

collection

action

station

illumination



collection of stamps



DICTIONARIES

Some dictionaries help us to translate the words from different languages. The other explain their meaning. All dictionaries are very useful. They help me before dictation!



ILLUMINATION



Boys and girls come to the Children's Park to see the holidays illumination. Many people decorate their houses on holidays too.



"It's just great collection! I like it!"

HOBBY

Ted collects toy-cars. It is his hobby. Nina collects teddy-bears. It's her hobby. Her sister collects stamps. Her hobby is stamp-collecting. She has a good collection of stamps. Vera likes to dance. Her hobby is dancing. Boris loves tennis. His father collects pens. What do you collect? Do you have any hobbies?



Ask each other about your hobbies and interests.
Choose the words from the list.
Задайте друг другу вопросы.
Какие у вас хобби и интересы?
Выбирайте слова из списка.

Collecting

coins, stamps, toy-cars, teddy-bears...

Outdoor & Indoor Activities

hiking (a long walk), riding a bike
painting, reading, television

Sports

Running, skating, football, swimming,
tennis, basketball,


Musical instruments

the guitar, the piano, the saxophone, the flute

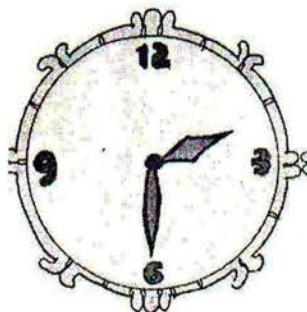


TIME


What time it is?



It is 3 o'clock.



It is half past 2.



It is fifteen minutes to 1.

Read.
Прочитай.


Vicky goes to school by bus.
She gets to school at fifteen minutes to 9.

Father goes to his hospital by car.
He gets his hospital at ten minutes to 8.

Trains arrive to the station all day.
A train from Kiev arrives at 12 o'clock.

Write and translate.
Переведи и напиши цифрами.

It is eight minutes past six.
It is five minutes to seven.
It is twenty minutes past four.
It is fifteen minutes to two.
It is noon.
It is midnight.



- 1 Write in the missing words.
Вставь пропущенные буквы.


Pic_____, collec_____on, dict_____nary, litera_____,
tempera_____, illum_____na_____, f_____t_____re,
sta_____on, dicta_____.

- 2 Use the dictionary to explain the meaning of words: **holiday**, **hobby**.
Пользуясь словарем, напиши значение слов **holiday**, **hobby**.

Holiday

Hobby

- 3 Match.
Соедини.



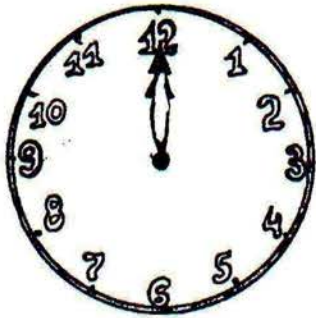
- 4 Write your favourite season.
Напиши, какое время года тебе нравится?

CAN YOU TELL THE TIME?


WHAT TIME IS IT? (What is the time?)

5

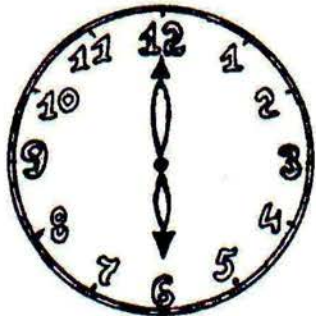
Look at the clocks. Match every clock with the right sentence.
Соедини рисунок и предложение, где написано время, которое показывают часы.



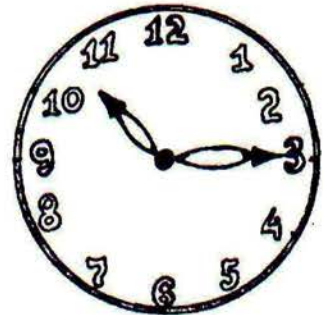
It is two o'clock.



It is six o'clock.

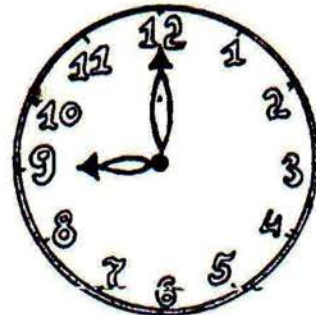


It is half past two.

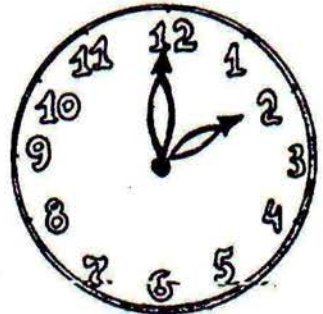


It is nine o'clock.

It is twenty minutes past seven.




It is half past eight.




It is fifteen minutes past ten.

It is midnight.

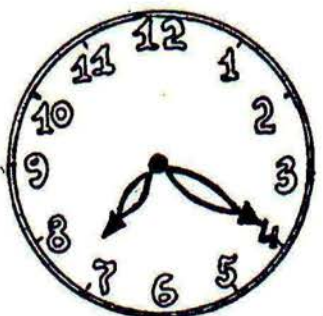
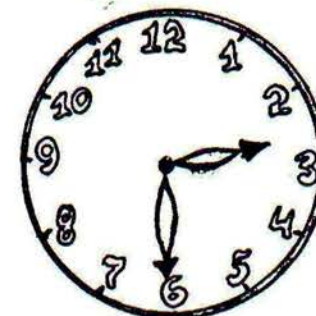


It is a quarter to two.

It is ten o'clock.



*a quarter of an hour –
четверть часа*



WHAT IS YOUR FATHER? WHAT IS YOUR MOTHER?



My father is a worker.
He works at the plant.



My mother is a secretary.
She works in the office.



My father is a pilot.
He flies to Moscow.
My mother is a stewardess.
My brother is a painter.
He paints pictures.





My father is a doctor.




My mother is a nurse.

They work in hospital.



My father is a cook.
He works in a café.



My mother is a teacher.
She teaches children.

Tell about your parents.
What are they?
Расскажи о своих родителях.
Кем они работают?

- Write in the right words.
Впиши нужные слова.

1. Vick's father works in a big hospital.

He is a _____.

Her mother is a _____.

She works in the hospital too. _____

2. Felix's father works in a café. _____

He is a _____. His mother teaches children.

She is a _____.

3. Ann's father flies to Moscow.

He is a _____. Her mother flies to many

countries. She is a _____.

Her brother paints _____.

He is a _____.

4. Bill's mother works in an _____.

She is a _____. Her father works at a car assembly

plant. He is a _____.

- Write about your parents. Where do they work?
Напиши, где и кем работают твои родители.

- Answer the questions.
Ответь на вопросы.

Whose father is a doctor? _____

Whose mother is a teacher? _____

Whose father is a worker? _____

Whose brother is a painter? _____

Whose father is a cook? _____

Whose mother is a nurse? _____

Whose mother is a secretary? _____

Where does she work? _____

Whose mother is a stewardess? _____

Where does she fly? _____

Aa

Bb

Cc

Dd

Ee

Ff

Gg

Hh

Ii

Jj

Kk

Ll

Mm

Nn

Oo

Pp

Qq

Rr

Ss

Tt

Uu

Vv

Ww

Xx

Yy

Zz

English-Russian Dictionary

Aa

about – 1. о, около; 2. вокруг
after – после, за
afternoon – послеполуденное время, день
alive – живой
alphabet – азбука, алфавит
always – всегда
among – среди
and – и, а (союз)
angry – сердитый
another – другой
answer ответ, отвечать
ant – муравей
any – какой-нибудь, любой
apple – яблоко
are – находятся
ask – спрашивать, просить
at – в, у, на
attic – чердак
away – в отдалении, прочь

B b

baby – младенец
 back – 1. оборотная сторона,
 спинка
 2. назад
 bad – плохой
 bag – сумка, пакет, мешочек
 bake – печь
 ball – мяч
 banana – банан
 barn – сарай
 bat – летучая мышь
 be – быть, существовать
 bear – медведь
 beak – клюв
 beautiful – прекрасный,
 красивый
 bed – кровать
 bee – пчела
 beetle – жук
 before – раньше, перед
 begin – начинать
 behind – позади
 bell – колокол, колокольчик,
 звонок
 best – лучший
 better – лучше
 between – между
 bicycle (bike) – велосипед
 bird – птица
 big – большой
 bite – кусать

birthday – день рождения
bitter – горький
black – черный
blow – дуть
blue – голубой, синий
body – тело
book – книга
boot – ботинок
bottle – бутылка
bow – бант
box – ящик, коробка
boy – мальчик
brave – храбрый
bread – хлеб
bring – приносить, приводить
brown – коричневый
butter – масло

Cc

cabbage – капуста
cake – торт, кекс
camel – верблюд
can – мочь, уметь
cap – кепка
car – машина
carpet – ковер
carry – нести
cart – тележка
cat – кот
caterpillar гусеница
chase – погоня, гнаться
cheese – сыр
cherry – вишня, черешня
chick (chicken) – цыпленок
child – ребенок
children – дети
chocolate – шоколад
chop – котлета
clever – умный
clock – часы
cloud – облако
cock – петух
cold – холодный
come – приходиться, приезжать
computer – компьютер
cone – шишка
cook – 1. повар
 2. варить, готовить
cool – прохладный
copy-book – тетрадь
corn – кукуруза
corner – угол
country – 1. страна;
 2. сельская местность

cow – корова
crayfish – речной рак
crocodile – крокодил
cross – пересекать, переходить
cucumber – огурец
cup – чашка
cut – резать
cypress – кипарис

Dd

Dad (Daddy) – папа, папочка
dangerous – опасный
day – день
deep – глубокий
desk – парта, письменный стол
dinner – обед
dish – блюдо
dive – нырять
dog – собака
doll – кукла
donkey – осел
door – дверь
dress – 1.платье 2.одеваться
drink – пить
duck – утка
during – в течение

Ee

eat – есть, кушать
eel – угорь (рыба)
egg – яйцо
eight (8) – восемь
elephant – слон
eleven – одиннадцать
English – английский язык
evening – вечер
every – каждый
exercise – упражнение

Ff

face – лицо
family – семья
far – далеко
farm – ферма
fast – быстрый
fat – толстый
father – отец
feed – кормить
fence – забор
find – находить
fine – отличный
first – первый
fish – рыба
five – пять
floor – пол, этаж
flower – цветок
fly – 1.летать; 2.муха
follow – следовать
food – еда
foot – нога(ступня)
for – для, в течение

forest – лес
fork – вилка
four – четыре
fox – лиса
free – свободный, бесплатный
friend – друг
frog – лягушка
from – от, из
fruit – фрукты
fur – мех, шерсть
funny – забавный, смешной

Gg

game – игра
garden – сад
gate – ворота, калитка
get – получать
giraffe – жираф
girl – девочка
give – давать
glass – 1.стекло; 2.стакан
glasses – очки
gloves – перчатки
go – идти
goat – коза
good – хороший, добрый
goose – гусь
Granny – бабушка
grapes – виноград
grass – трава
green – зеленый
grow – растить, выращивать;
расти
guard – 1. охранять, сторожить;
2. охрана, стража

Hh

hallo (hello) – привет
hand – рука (кисть)
happy – счастливый
hat – шляпа
have (has) – иметь
he – он
head – голова
heel – пятка, каблук
hedgehog – еж
help – помощь, помогать
hen – курица
her – ее
here – здесь, сюда
hide – прятаться
his – его
hole – нора, дыра
holiday – выходной
holidays – отпуск, каникулы
home – домой
at home – дома
horse – лошадь
hot – жаркий, горячий
house – дом

how – как
huge – огромный
hungry – голодный

Ii

I – я
ice – лед
ice-cream – мороженое
if – если
in – в
interesting интересный
it – 1. это; 2. оно

Jj

jam – варенье, джем
jar – кувшин
jeans – джинсы
jelly-fish – медуза
juice – сок
jump – прыгать, прыжок

Kk

keep – хранить, держать
kettle – котелок, чайник
key – ключ
kick – пинать, забить (гол)
kind – 1. добрый; 2. сорт, вид
king – король
kite – воздушный змей
kitchen – кухня
kitten – котенок
knife – нож
knives – ножи
know – знать

Ll

lady – дама, леди
lamp – лампа
land – земля
lake – озеро
large – большой, крупный
last – прошлый, последний
late – поздний
to be late – опаздывать
leaf (leaves) – лист (листья)
left – левый
leg – нога
lemon – лимон
let – позволять
let's – давай
letter – 1. буква; 2. письмо
life – жизнь
like – нравиться
lion – лев
lip – губа
listen – слушать
little – маленький
live – жить
lobster – омар
long – длинный

look – смотреть, выглядеть (как)
lorry – грузовик
love – любить
lovely – чудесный
low – низкий

Mm

magazine – журнал
make – делать
mama, mummy – мама, мамочка
man – мужчина
many – много
map – карта
market – рынок
Mathematics – математика
me – мне, меня
meal – еда, время еды
meat – мясо
meeting – встреча
mess – беспорядок, грязь
mew – мяукать
middle – середина
milk – молоко
mitten – рукавица, рукавичка
mole – крот
monkey – обезьяна
moon – луна
more – больше, еще
morning – утро
mother – мать
mouse – мышь
much – много
museum – музей
mushroom – гриб
must – должен
my – мой

Nn

name – имя
near – близко, около
needle – игла
nest – гнездо
new – новый
newspaper – газета
next – следующий, возле, около
nice – приятный, красивый
night – ночь
nine – девять
no – нет
nobody – никто
nose – нос
now – сейчас
number – число, номер
nut – орех

Oo

octopus – осьминог
often – часто
old – 1. старый 2. употребляется
с возрастом

on – на
 one – один
 onion – лук
 only – только
 or – или
 orange – апельсин
 ostrich – страус
 our – наш
 owl – сова
 ox (oxen) – бык (быки)

Рр

rack – пакет, пачка, паковать
 page – страница
 pan – кастрюля
 parrot – попугай
 part – часть
 pea – горошина
 peach – персик
 pen – ручка
 pencil – карандаш
 pet – любимец, домашнее животное
 photograph (photo) – фотография
 pie – пирог
 pike – щука
 pilot – пилот, летчик
 pin – булавка
 pink – 1. гвоздика 2. розовый
 place – место
 plate – тарелка
 play – играть, игра
 please – пожалуйста
 plum – слива
 porridge – каша (овсянка)
 pool – маленькое озеро, пруд, лужа
 pudding – пудинг, запеканка
 pupil – ученик
 puppy – щенок
 pussy – киска
 put – класть, ставить

Qq

queen – королева
 question – вопрос
 quick – быстрый
 quince – айва
 quiet – спокойный, тихий
 quilt – стеганое одеяло

Rr

rabbit – кролик
 rain – дождь
 rat – крыса
 read – читать
 ready – готовый
 real – настоящий
 red – красный, рыжий
 remember – помнить

rice – рис
 ride – кататься верхом
 rider – наездник
 right – правый, правильный
 rod – удочка
 roll – булочка
 room – комната
 rose – роза
 rule – правило
 run – бежать, бегать

Ss

sack – мешок
 sad – печальный, грустный
 salad – салат
 sand – песок
 sandwich – бутерброд
 say – говорить, сказать
 school – школа
 screen – экран
 sea – море
 see – видеть
 seed – семечко, зерно
 seven – семь
 shame – стыд
 sheep – овца, овцы
 shelf – полка
 shell – раковина
 ship – корабль
 shirt – рубашка
 shoe – туфля, полуботинок
 shop – магазин
 short – короткий
 shorts – шорты
 side – сторона
 silk – шелк
 sing – петь
 sister – сестра
 sit – сидеть
 six – шесть
 skate – кататься на коньках
 ski – кататься на лыжах
 skirt – юбка
 sky – небо
 sleep – спать
 sledge – санки
 slow – медленный
 small – маленький
 snack – немного еды, закуска
 to have a snack – перекусить
 snake – змея
 snow – снег
 sofa – диван, софа
 some – несколько, некоторый
 sometimes – иногда
 song – песня
 sparrow – воробей
 speak – говорить
 spoon – ложка
 spring – весна

CONTENTS СОДЕРЖАНИЕ

Units Pages	Letters and Sounds	Language Study	Speaking and Reading
4	The ALPHABET		
5	and VOWELS		
UNIT 1			
8	Aa [æ]	Articles: <i>a/an</i>	<i>A man has a cat.</i>
9	ck [k]		
10	Учимся писать		
UNIT 2			
12	Aa [eɪ]	Imperative Sentences	A Farm
14	-ar, -as, -ass [ɑ:]		<i>Bake a cake, Mommy!</i>
15	Учимся писать		
UNIT 3			
18	Ii [ɪ]	It is = it's	<i>Animals</i>
19		Present Simple: -s <i>Nick plays</i>	text 'NICK'
20		Polysemy in English	text 'A PIG'
21	Учимся писать		
UNIT 4			
24	th [ð], [θ]	Plural of Nouns	<i>Animals</i>
25		Numbers 1-10	<i>How many animals?</i>
26		<i>This - that</i>	
27	Учимся писать	<i>to be</i> in Present Simple	'1 and 6'
		<i>is - are</i>	text 'AT THE FARM'
			'PIZZA'
UNIT 5			
30	Yy [ɪ], [j], [aɪ]		
31		Plural of Nouns	
32			text 'GARDEN'
33	Учимся писать		text 'ANIMALS'
UNIT 6			'MANY', 'THINGS'
36	Ii [aɪ]	Describing people, things and animals.	
37			
38	Учимся писать		
UNIT 7			
40			'CARLSON'
41		<i>can</i>	'A BIKE', 'A PIKE'
42	Учимся писать	<i>cannot / can't / Can you...?</i>	'CAN YOU?' 'JANE'
UNIT 8			
44	Ee [e]		Toys and Pets
45			'MY TEDDY-BEAR'
46	sh [ʃ]	<i>to like smth</i>	'TED and HIS KITTENS'
47	ch [tʃ]		'FISH'
48	Учимся писать		'CHILDREN and PETS'

Units Pages	Letters and Sounds	Language Study	Speaking and Reading
UNIT 9		Exclamation	
51	Ee [i:] [ɪ]	Imparative Sentences	Animals and Things
52	-ee [i:]	Describing people	'A CAT and A HEN'
53	-ea [i:]	and things	'PEACHES' 'MY TEACHER'
54			'LEAVES'
55	Учимся писать		
UNIT 10			
58	Oo [ɒ]	Plural of nouns	Animals
59		Describing animals and	'LOBSTER and CROCODILE'
60		things	'ANIMALS'
61			
62	Учимся писать		
UNIT 11			Animals
66	Oo [əʊ]	Present Simple:	'VOLE and MOLE'
67		Interrogative/Negative	'A HOLE on the HILL', 'SPOT'
68		to be	
69			'SEA MONSTER and FISH'
70	Учимся писать		
UNIT 12			Domestic and Wild
74	wh [w], [h]	Interrogative words	Animals
75		Who? – questions	'MY KITE'
77			'IN SPRING'
78	Учимся писать		'A MONSTER in the LAKE'
UNIT 13			City
80	f – [f] – ph	Describing places	Friends
81		Asking questions	'LONDON', 'NEW YORK'
82		Whose..? What's..?	'FRIENDS'
83		Writing a letter	'A LETTER'
84	Учимся писать		
UNIT 14			Pets
86		to have/have got	'I HAVE GOT A FISH'
87		has/has got	
88			'WHOSE PETS ARE THEY?'
89	Учимся писать		
UNIT 15			Pets
92		Prepositions of place	Things around us
93		and positions	'WHAT A MESS!'
94	Учимся писать	where is/where are	
UNIT 16			Meals/ Food
96	Oo [ɔ:]	Describing animals and	'STORKS', 'CORN', 'HORSES'
97		things	'A HORSE'
98	Учимся писать		
UNIT 17			Kitchen
102			
103		Alternative questions	'MY GRANNY'
105	Учимся писать		

Units Pages	Letters and Sounds	Language Study	Speaking and Reading
UNIT 18 108 109 110 111	Oo [u:], [ʊ] <i>Учимся писать</i>	Plural of nouns: foot – feet	School. Clothes 'AT HOME' 'MY SCHOOL'
UNIT 19 114 115	<i>Учимся писать</i>	Expressing <i>like</i> and <i>dislike</i> <i>better / best</i>	'WHAT DO YOU LIKE?'
116 UNIT 20 118 119 120 121	<i>Учимся писать</i>	where <i>do</i> / where <i>does</i>	People and Places 'WHERE ARE YOU FROM?' 'MEETING AT FESTIVAL' 'YEVPATORIA'
UNIT 21 124 125 126 127	Uu [ʌ] <i>Учимся писать</i>	Word-formation: -er – play – play <u>er</u>	Weather. Seasons 'MONTHS' 'SEASONS'
UNIT 22 130 132 133	<i>Учимся писать</i>	<i>there is / there are</i> <i>is there..? are there..?</i>	In the country. Pets 'SUMMER in the COUNTRY' 'PETS' 'MY KITTEN'
UNIT 23 136 137 138 139	Uu [ju:] <i>Учимся писать</i>	Describing places Pronouns: <i>few – a few,</i> <i>some of them, a lot of</i>	City 'CITY' 'AT SCHOOL IN SUMMER'
UNIT 24 142 143 144 145	Uu [ʊ] <i>Учимся писать</i>		Food 'FOOD' 'DINNER IS READY' 'Mr. STORK'
UNIT 25 148 149 150 151	ou [aʊ] <i>Учимся писать</i>	<i>there is / there are</i> Describing things	Food 'MOUSE' 'IN the BUSHES' 'GOOD FOOD'
UNIT 26 154 155 156	ow [aʊ], [əʊ] <i>Учимся писать</i>	Describing things Describing seasons	Birds. Holidays 'OWLS and SPARROWS' 'HOLIDAYS' 'WINTER HOLIDAYS'
UNIT 27 158 159 160 161	<i>Учимся писать</i>	<i>is made of</i> Describing things Numbers	Things around us 'WHAT'S IT MADE OF?' 'IN SUMMER' 'TEDDY-BEAR and ANTS'

Units Pages	Letters and Sounds	Language Study	Speaking and Reading
UNIT 28 164 165 166 167	-ir-, -er-, -ur- [ɜ:] <i>Учимся писать</i>	Describing pets and things	Family 'JEFF', 'MATILDA' 'TWINS' 'HAPPY BIRTHDAY'
UNIT 29 170 171 172 173	 <i>Учимся писать</i>	<i>whose?</i> Possessive adjectives Possessive pronouns	Family 'SUSAN'S FAMILY' 'IN THE CLASSROOM' 'CHILDREN, YOUR THINGS ARE EVERYWHERE!'
UNIT 30 176 177 178	 <i>Учимся писать</i>	<i>to be going (to)</i> Intentions, plans for future	Clothes / Shopping 'WHAT ARE YOU GOING TO DO?' 'I AM GOING...'
UNIT 31 181 182 183 184	-ng [ŋ] -nk- [ŋk] <i>Учимся писать</i>	Telling a story	Books and stories 'A MONKEY and A SONG' 'LIZARDS'
UNIT 32 187 188 189 190	-gh [-] <i>Учимся писать</i>	Numbers (1–12) Opposites <i>there is / there are</i>	OPPOSITES 'TRY TO FIND'
UNIT 33 192 193 194 195	qw [kw] <i>Учимся писать</i>	Telling a story Ordinal numerals	Books and stories 'AN INTERESTING BOOK' 'SIX FISH'
UNIT 34 198 199 200 201 202	-ture [tʃə] <i>Учимся писать</i>	Intentions, plans for future	Summer holidays 'THE YEVPATORIAN FESTIVAL' 'THE FESTIVAL PLANS' 'IN THE CAMP'
UNIT 35 204 205 207	-ture [ʃn] <i>Учимся писать</i>	Using the dictionary	Time 'DICTIONARIES' 'ILLUMINATION' 'HOBBY' 'TIME'
UNIT 36 209 211	 <i>Учимся писать</i> <i>Словарь</i>		Professions 'WHAT IS YOUR FATHER?' 'WHAT IS YOUR MOTHER?'



**Торговый Дом
ФЕНИКС**

344082, г. Ростов-на-Дону, пер. Халтуринский, 80
Тел. (863) 261-89-53, 261-89-54, 261-89-55,
261-89-56, 261-89-57, факс 261-89-58
e-mail: torg@phoenixrostov.ru

Для крупнооптовых покупателей

Представительства в г. Москва

ул. Космонавта Волкова, д. 25/2, 1-й этаж, район метро «Войковское»
Контактное лицо — Моисеенко Сергей Николаевич
Тел. (495) 156-05-68, 450-08-35; 8-916-523-4376; e-mail: fenix-m@ultranet.ru

Шоссе Фрезер, д. 17, район метро «Авиамоторная»
Директор — Мячкин Виталий Васильевич
Тел. (495) 107-44-98, 517-32-95, 711-79-81, 8-501-413-75-78;
e-mail: mosfen@bk.ru; mosfen@pochta.ru

Издательский Торговый Дом «КноРус»
ул. Б. Переяславская, 46, Метро «Рижская», «Проспект Мира»
Контактное лицо — Лебедев Андрей
Тел. (495) 680-02-07, 680-72-54, 680-91-06, 680-92-13; e-mail: phoenix@knorus.ru

Представительство в г. Санкт-Петербург

198096, Санкт-Петербург, ул. Кронштадтская, 11, офис 17
Директор — Стрельникова Оксана Борисовна
Тел. (812) 335-34-84; e-mail: strelnikova.fenix@ptmail.ru

Представительство в г. Новосибирск

ООО «ТОП-Книга», г. Новосибирск, ул. Арбузова, 1/1
Менеджер — Михайлова Наталья
Тел. (3832) 36-10-28 доб. 1438; e-mail: phoenix@top-kniga.ru

Представительство в Украине

ООО ИКЦ «Кредо», г. Донецк, ул. Университетская, 96
Тел. +38 (062) 345-63-08, 339-60-85; e-mail: moiseenko@skif.net

Самара и Тольятти

«Чакона» — книготорговая фирма
г. Самара, ул. Чкалова, 100; Тел. (846) 242-96-30
г. Тольятти, 15-й квартал, ул. Автостроителей, 56а, 2-й этаж
Тел. (8482) 30-84-17, 76-29-05
интернет магазин: www.chaconne.ru

Вы можете получить книги издательства «Феникс» по почте, сделав заказ:
344082 г. Ростов-на-Дону, пер. Халтуринский 80, издательство «Феникс»,
«Книга-почтой», Лоза Игорю Викторовичу
Тел. 8-909-4406421, e-mail: tvoyakniga@mail.ru

Сайт Издательства «Феникс» <http://www.phoenixrostov.ru>

По вопросам издания книг:

Тел. 8-863-2618950; e-mail: office@phoenixrostov.ru



Приглашаем к сотрудничеству АВТОРОВ для издания:

- ♦ учебников для ПТУ, ССУЗов и ВУЗов;
- ♦ научной и научно-популярной литературы по МЕДИЦИНЕ и ВЕТЕРИНАРИИ, ЮРИСПРУДЕНЦИИ и ЭКОНОМИКЕ, СОЦИАЛЬНЫМ и ЕСТЕСТВЕННЫМ НАУКАМ;
- ♦ литературы по ПРОГРАММИРОВАНИЮ и ВЫЧИСЛИТЕЛЬНОЙ ТЕХНИКЕ;
- ♦ ПРИКЛАДНОЙ и ТЕХНИЧЕСКОЙ литературы;
- ♦ литературы ПО СПОРТУ и БОЕВЫМ ИСКУССТВАМ;
- ♦ ДЕТСКОЙ и ПЕДАГОГИЧЕСКОЙ литературы;
- ♦ литературы по КУЛИНАРИИ и РУКОДЕЛИЮ.

ВЫСОКИЕ ГОНОРАРЫ !!!

ВСЕ финансовые ЗАТРАТЫ БЕРЕМ НА СЕБЯ !!!

При принятии рукописи в производство ВЫПЛАЧИВАЕМ гонорар НА 10% ВЫШЕ
ЛЮБОГО РОССИЙСКОГО ИЗДАТЕЛЬСТВА!!!

Рукописи не рецензируются и не возвращаются!

РЕДАКЦИОННО-ИЗДАТЕЛЬСКИЙ ОТДЕЛ:

Спивак Александр Михайлович (руководитель отдела)
Тел.: (863) 261-89-77; E-mail: spivak@aaaanet.ru

